



Cambridge International AS & A Level


CANDIDATE
NAME

CENTRE
NUMBER

--	--	--	--	--

CANDIDATE
NUMBER

--	--	--	--



COMPUTER SCIENCE

9608/32

Paper 3 Advanced Theory

May/June 2021

1 hour 30 minutes

You must answer on the question paper.

No additional materials are needed.

INSTRUCTIONS

- Answer **all** questions.
- Use a black or dark blue pen.
- Write your name, centre number and candidate number in the boxes at the top of the page.
- Write your answer to each question in the space provided.
- Do **not** use an erasable pen or correction fluid.
- Do **not** write on any bar codes.
- You may use an HB pencil for any diagrams, graphs or rough working.
- Calculators must **not** be used in this paper.

INFORMATION

- The total mark for this paper is 75.
- The number of marks for each question or part question is shown in brackets [].
- No marks will be awarded for using brand names of software packages or hardware.

This document has **16** pages. Any blank pages are indicated.

1 In a computer system, two real numbers, **A** and **B**, are stored using floating-point representation with:

- 12 bits for the mantissa
- 4 bits for the exponent
- two's complement form for both mantissa and exponent.

Number A

Mantissa

Exponent

0	1	1	0	0	0	0	0	0	0	0	0
---	---	---	---	---	---	---	---	---	---	---	---

1	1	1	1
---	---	---	---

Number B

Mantissa

Exponent

1	1	1	0	0	0	0	0	0	0	0	0
---	---	---	---	---	---	---	---	---	---	---	---

0	1	0	0
---	---	---	---

(a) (i) Convert the binary values of the **mantissa** and the **exponent** for each number to their separate denary values.

A mantissa

.....

A exponent

.....

B mantissa

.....

B exponent

.....

[4]

(ii) Calculate the denary value of each floating-point number using your values from part (a)(i).

Number A

.....

.....

Number B

.....

.....

[2]

(b) State which number, **A** or **B**, is stored in normalised floating-point form. Justify your answer.

Number

Justification

.....

[3]

2 The TCP/IP protocol suite can be viewed as a stack with **four** layers.

(a) Write the correct descriptions for the **two** layers **and** the correct layers for the **two** descriptions given in the following table.

Layer	Description
Application	
Transport	
	Handles transmission of data
	Handles how data is physically sent

[4]

(b) Identify **and** state the purpose of **two** communication protocols other than TCP/IP.

Protocol 1

Purpose

.....

Protocol 2

Purpose

.....

[4]

3 (a) Describe, with the aid of a diagram, a bus topology network.



Description

.....

.....

.....

.....

.....

.....

[3]

(b) Describe the way in which a bus network uses Ethernet technology for communication.

.....

.....

.....

.....

.....

.....

.....

[4]

4 (a) The truth table for a logic circuit with four inputs is shown.

INPUT				OUTPUT
P	Q	R	S	X
0	0	0	0	1
0	0	0	1	0
0	0	1	0	0
0	0	1	1	0
0	1	0	0	1
0	1	0	1	0
0	1	1	0	0
0	1	1	1	0
1	0	0	0	0
1	0	0	1	0
1	0	1	0	0
1	0	1	1	1
1	1	0	0	0
1	1	0	1	0
1	1	1	0	0
1	1	1	1	1

(i) Write the Boolean expression for the truth table as a sum-of-products.

$X =$ [2]

(ii) Complete the Karnaugh Map (K-map) for the truth table.

		PQ			
		00	01	11	10
RS	00				
	01				
	11				
	10				

[2]

(iii) The K-map can be used to simplify the expression in **part (a)(i)**.

Draw loops around appropriate groups of 1s in the table in **part (a)(ii)** to produce an optimal sum-of-products. [2]

(iv) Write the simplified sum-of-products expression for your answer to **part (a)(iii)**.

X = [2]

(b) Simplify your expression for **X** in **part (a)(i)** using Boolean algebra. Show your working.

.....
.....
.....
..... [2]

5 Flip-flops are used in computer construction.

(a) Describe the role of flip-flops in a computer.

.....
.....
.....
.....
.....
..... [3]

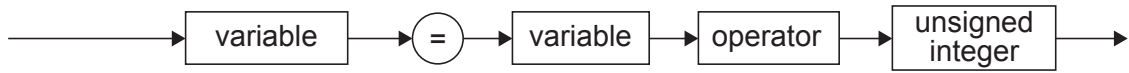
(b) Describe the difference between an SR flip-flop and a JK flip-flop.

.....
.....
.....
..... [2]

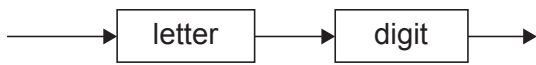
6 The syntax diagrams for a programming language show the syntax of:

- an assignment statement
- a variable
- an unsigned integer
- a letter
- an operator
- a digit

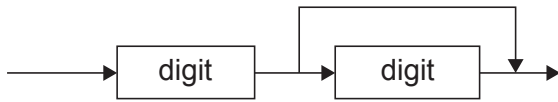
assignment statement



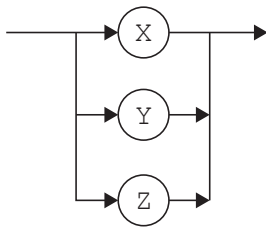
variable



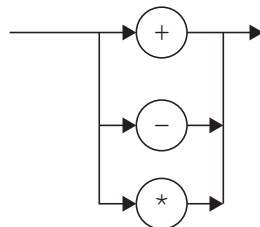
unsigned integer



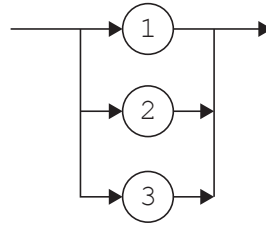
letter



operator



digit



(a) Give reasons why each of these statements is **invalid**.

X1 = Y - 21

.....

Y3 := Y3 + 1

.....

X1 = X2 * 7

.....

[3]

(b) Complete the Backus-Naur Form (BNF) for the syntax diagrams shown. `<letter>` has been completed for you.

`<letter> ::= X|Y|Z`

`<assignment_statement> ::=`

.....

`<variable> ::=`

.....

`<unsigned_integer> ::=`

.....

`<operator> ::=`

.....

`<digit> ::=`

.....

[5]

(c) The syntax of an **assignment statement** is changed to allow for a variable or an unsigned integer before and after the operator.

(i) Draw an updated syntax diagram for the **assignment statement**.

[2]

(ii) Give the BNF for the revised **assignment statement** syntax.

.....

.....

.....

.....

..... [2]

- 7 (a) A digital certificate and a digital signature are used to ensure that a message is not changed during transmission.

Write an appropriate term in each space to complete the descriptions.

A digital certificate contains the key of the owner. A digital certificate is obtained from the

Before a private message is sent to the owner of the digital certificate, this key is used to the message.

A digital signature is also sent. The message is hashed to produce a , which is then encrypted with the sender's key to obtain the digital signature. [5]

- (b) State **two** encryption protocols used in data transmission.

1
2 [2]

- (c) Malware can harm computer systems.

Describe **two** methods that can be used to restrict the effect of malware.

.....
.....
.....
.....
.....
.....
.....
..... [4]

- 8 Four greenhouses are used to grow tomatoes. The temperature inside each greenhouse should be kept between 10 and 20 degrees Celsius inclusive. Each greenhouse has a temperature sensor.

A computer system is programmed to control each greenhouse's temperature by:

- turning on the heater and closing the ventilation when the temperature falls below 10 degrees
- turning off the heater and opening the ventilation when the temperature rises above 20 degrees.

- (a) (i) State the name given to the type of system described.

..... [1]

- (ii) Justify your answer to part (i).

.....

 [2]

- (b) The computer system stores the temperature readings for the four sensors in two's complement form and in four eight-bit memory locations with addresses 701 to 704.

701	0	0	0	0	1	0	1	0	Greenhouse 1
702	0	0	0	1	0	1	1	1	Greenhouse 2
703	0	0	0	0	1	1	1	0	Greenhouse 3
704	1	1	1	1	1	1	1	1	Greenhouse 4

State the greenhouse number(s) where the temperature is out of range **and** give the value(s) of these temperature(s) in denary.

.....

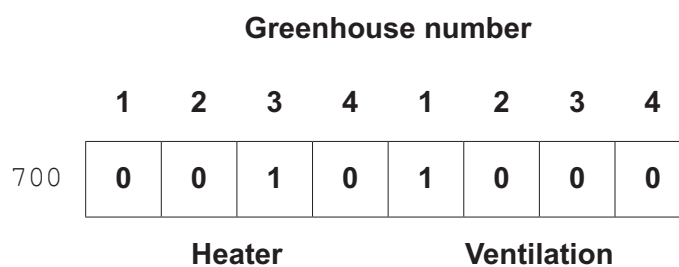
 [2]

(c) The status of the heaters and the ventilation is shown at location 700.


- A value of 1 means that the heater is on.
- A value of 0 (zero) means that the heater is off.
- A value of 1 means that the ventilation is open.
- A value of 0 (zero) means that the ventilation is closed.

The status of the heaters is shown in the most significant four bits; the status of the ventilation is shown in the least significant four bits.

The pattern of bits at location 700 shows that the heater for greenhouse 3 is on and the ventilation for greenhouse 1 is open.



Show the pattern of bits when the heater is on for greenhouses 1 and 2 only and no ventilation is open.



[1]

(d) The table shows assembly language instructions for the greenhouse computer system that has one general purpose register, the accumulator (ACC).

Instruction			Explanation
Label	Op code	Operand	
	LDM	&n	Load the hexadecimal number n to ACC
	LDD	<address>	Load the contents of the location at the given address to ACC
	STO	<address>	Store the contents of ACC at the given address
	AND	&n	Bitwise AND operation of the contents of ACC with the hexadecimal number n
	LSL	#n	Bits in ACC are shifted denary number n places to the left. Zeros are introduced at the right hand end
	CMP	&n	Compare the contents of ACC with the hexadecimal number n
	JPE	<address>	Following a compare instruction, jump to <address> or <label> if the compare was True
<label>:	<op code>	<operand>	Labels an instruction

If the bit for a greenhouse's heater and the bit for the same greenhouse's ventilation are both set to 1, a routine at label `ERROR` is executed. This routine has not been provided.

(i) These assembly language instructions check for an error in the greenhouse 1 system.

```
LDD 700
AND &88
CMP &88
JPE ERROR
```

Explain the purpose of each instruction.

.....

.....

.....

.....

.....

.....

.....

.....

.....

..... [4]

(ii) Write the assembly language instructions to check for an error in the greenhouse 2 system.

.....

.....

.....

.....

.....

.....

..... [3]

BLANK PAGE

Permission to reproduce items where third-party owned material protected by copyright is included has been sought and cleared where possible. Every reasonable effort has been made by the publisher (UCLES) to trace copyright holders, but if any items requiring clearance have unwittingly been included, the publisher will be pleased to make amends at the earliest possible opportunity.

To avoid the issue of disclosure of answer-related information to candidates, all copyright acknowledgements are reproduced online in the Cambridge Assessment International Education Copyright Acknowledgements Booklet. This is produced for each series of examinations and is freely available to download at www.cambridgeinternational.org after the live examination series.

Cambridge Assessment International Education is part of the Cambridge Assessment Group. Cambridge Assessment is the brand name of the University of Cambridge Local Examinations Syndicate (UCLES), which itself is a department of the University of Cambridge.