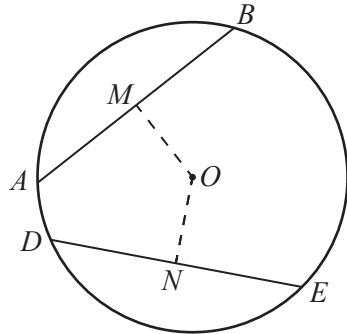




1 Write 23 000 in standard form.

..... [1]

2



NOT TO SCALE

The diagram shows a circle, centre  $O$ .  
 $AB$  and  $DE$  are chords of the circle.  
 $M$  is the mid-point of  $AB$  and  $N$  is the mid-point of  $DE$ .  
 $AB = DE = 9$  cm and  $OM = 5$  cm.

Find  $ON$ .

$ON =$  ..... cm [1]

3 Calculate  $0.125^{-\frac{2}{3}}$ .

..... [1]

4 Expand.  
 $2x(3 - x^2)$

..... [2]

5 **Without using a calculator**, work out  $\frac{1}{15} + \frac{2}{5}$ .

Write down all the steps of your working and give your answer as a fraction in its simplest form.

..... [2]

6 Solve.

$$7m - 2 \geq 19$$

..... [2]

7  $C = \{x : x \text{ is an integer and } 5 < x < 12\}$        $D = \{5, 10\}$

(a) Put a ring around the correct statement from the list below.

$$D = \emptyset \quad C \cap D = \{10\} \quad 6 \in D \quad D \subset C \quad [1]$$

(b) Find  $n(C \cup D)$ .

..... [1]

8 Factorise.

$$xy + 5y + 2x + 10$$

..... [2]

9 There are 30 000 lions in Africa.

The number of lions in Africa decreases exponentially by 2% each year.

Find the number of lions in Africa after 6 years.

Give your answer correct to the nearest hundred.

..... [2]

- 10 Find the mid-point of  $AB$  where  $A = (w, r)$  and  $B = (3w, t)$ .  
Give your answer in its simplest form in terms of  $w, r$  and  $t$ .

(....., .....) [2]

- 11 An equilateral triangle has side length 12 cm, correct to the nearest centimetre.

Find the lower bound and the upper bound of the perimeter of the triangle.

Lower bound = ..... cm

Upper bound = ..... cm [2]

- 12  $x^\circ$  is an **obtuse** angle and  $\sin x^\circ = 0.43$ .

Find the value of  $x$ .

$x =$  ..... [2]

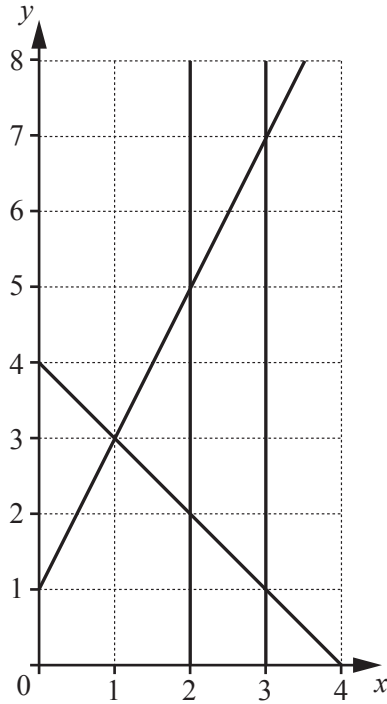
- 13 These are the first five terms of a sequence.

−4      2      8      14      20

Find an expression for the  $n$ th term of this sequence.

..... [2]

14



By shading the **unwanted** regions of the grid, find and label the region  $R$  that satisfies the following four inequalities.

$$x \leq 3$$

$$x \geq 2$$

$$y \leq 2x + 1$$

$$y \geq 4 - x$$

[3]

15 
$$\mathbf{M} = \begin{pmatrix} 5 & -3 \\ -1 & 2 \end{pmatrix}$$

(a) Find  $3\mathbf{M}$ .

$$3\mathbf{M} = \begin{pmatrix} & \\ & \end{pmatrix} \quad [1]$$

(b) Find  $\mathbf{M}^{-1}$ .

$$\mathbf{M}^{-1} = \begin{pmatrix} & \\ & \end{pmatrix} \quad [2]$$

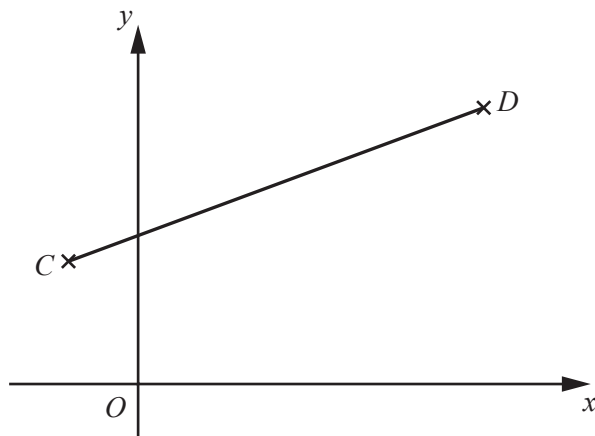
16  $x^2 - 12x + a = (x + b)^2$

Find the value of  $a$  and the value of  $b$ .

$a = \dots\dots\dots$

$b = \dots\dots\dots$  [3]

17



NOT TO  
SCALE

The diagram shows the points  $C(-1, 2)$  and  $D(9, 7)$ .

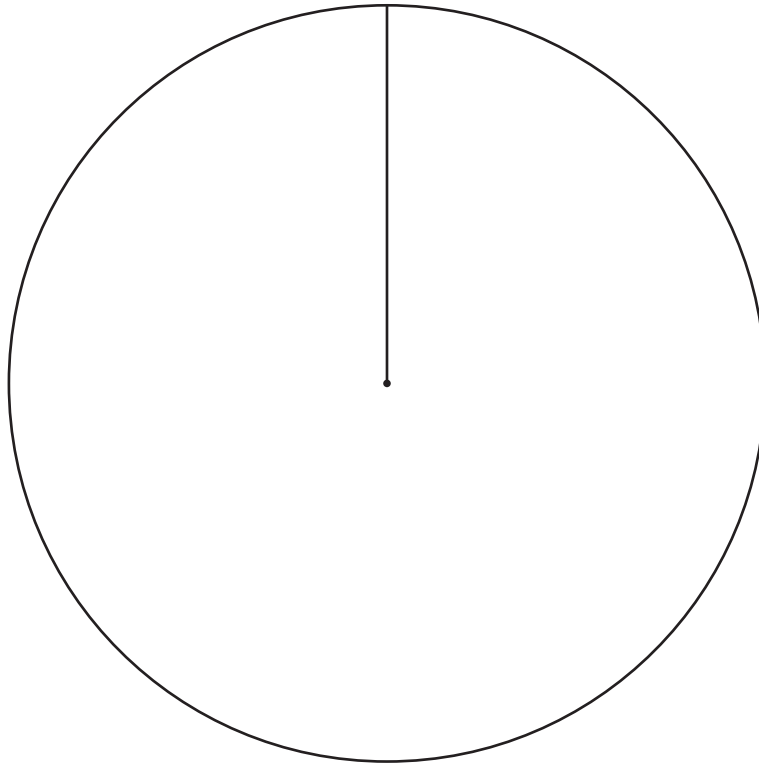
Find the equation of the line perpendicular to  $CD$  that passes through the point  $(1, 3)$ .  
Give your answer in the form  $y = mx + c$ .

$y = \dots\dots\dots$  [4]

- 18 120 students choose what they want to do when they leave school.  
Their choices are shown in the table.

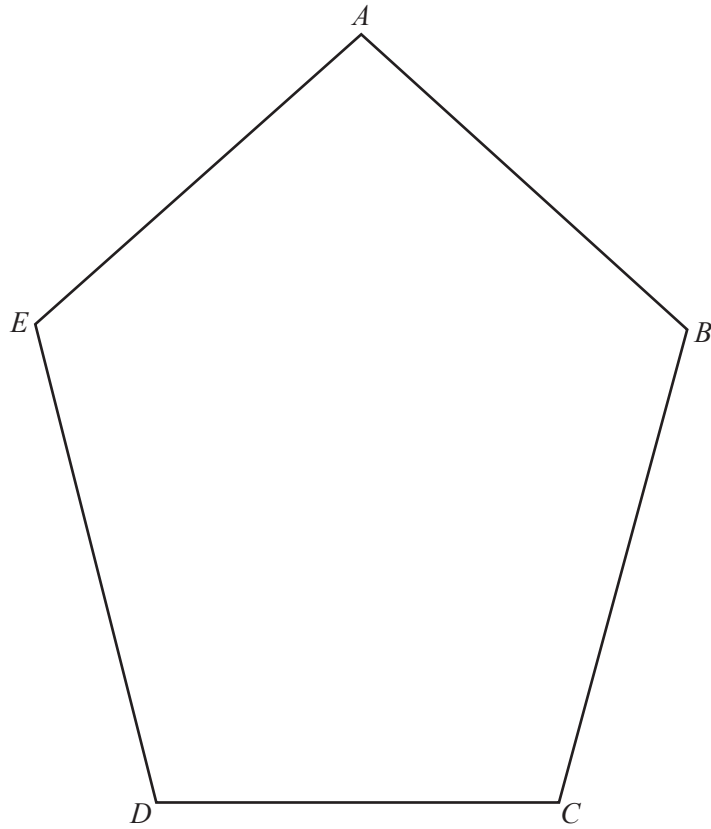
Choice	Number of students
University	57
Training	45
Work	18

Complete the pie chart to show this information.  
Label each sector clearly.



[4]

19 The diagram shows a pentagon  $ABCDE$ .



- (a) Using a straight edge and compasses only, construct the bisector of angle  $BCD$ . [2]
- (b) Draw the locus of the points inside the pentagon that are 3 cm from  $E$ . [1]
- (c) Shade the region inside the pentagon that is
- less than 3 cm from  $E$
- and
- nearer to  $DC$  than to  $BC$ .
- [1]

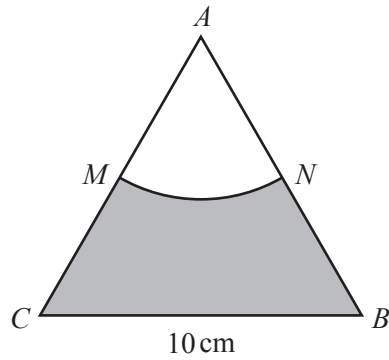


20 Make  $m$  the subject of the formula.

$$x = \frac{3m}{2-m}$$

$m = \dots\dots\dots$  [4]

21



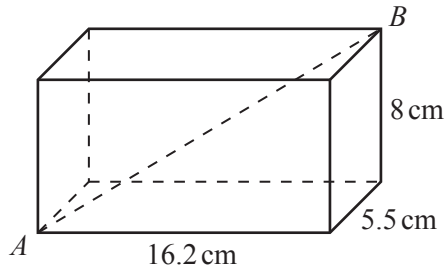
NOT TO SCALE

The diagram shows an equilateral triangle  $ABC$  with sides of length  $10\text{ cm}$ .  
 $AMN$  is a sector of a circle, centre  $A$ .  
 $M$  is the mid-point of  $AC$ .

Work out the area of the shaded region.

$\dots\dots\dots\text{ cm}^2$  [4]

22



NOT TO SCALE

The diagram shows a cuboid with dimensions 5.5 cm, 8 cm and 16.2 cm.

Calculate the angle between the line  $AB$  and the horizontal base of the cuboid.

..... [4]

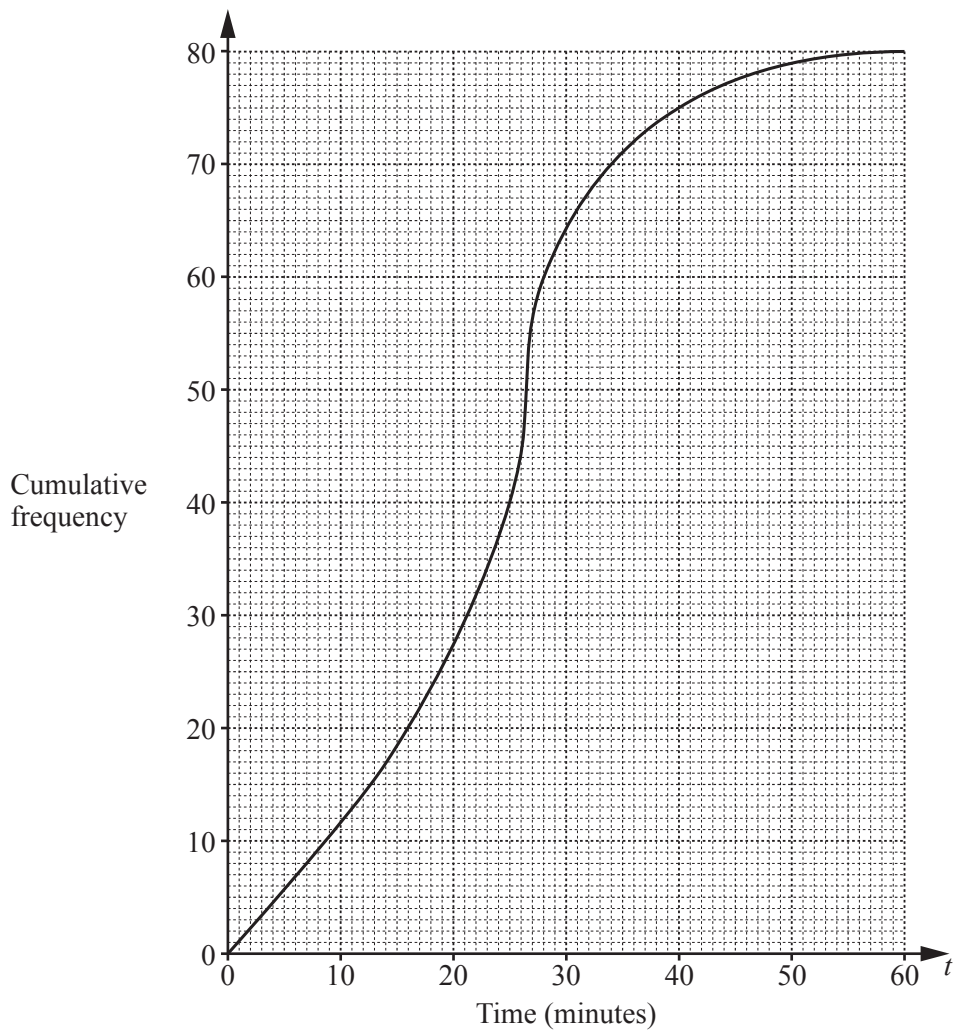
23 (a) Write 56 as a product of its prime factors.

..... [2]

(b) Find the lowest common multiple (LCM) of 56 and 42.

..... [2]

- 24 The time,  $t$  minutes, 80 students each spend completing their homework is recorded. The cumulative frequency diagram shows the results.



Use the cumulative frequency diagram to find an estimate of

- (a) the median,

..... min [1]

- (b) the interquartile range,

..... min [2]

- (c) the number of students who spend more than 40 minutes completing their homework.

..... [2]

**Question 25 is printed on the next page.**

25 (a)  $f(x) = x^3$        $g(x) = 5x + 2$

(i) Find  $gf(x)$ .

..... [1]

(ii) Find  $g^{-1}(x)$ .

$g^{-1}(x) =$  ..... [2]

(b)  $h(x) = ax^2 + 1$

Find the value of  $a$  when  $h(-2) = 21$ .

$a =$  ..... [2]

---

Permission to reproduce items where third-party owned material protected by copyright is included has been sought and cleared where possible. Every reasonable effort has been made by the publisher (UCLES) to trace copyright holders, but if any items requiring clearance have unwittingly been included, the publisher will be pleased to make amends at the earliest possible opportunity.

To avoid the issue of disclosure of answer-related information to candidates, all copyright acknowledgements are reproduced online in the Cambridge International Examinations Copyright Acknowledgements Booklet. This is produced for each series of examinations and is freely available to download at [www.cie.org.uk](http://www.cie.org.uk) after the live examination series.

Cambridge International Examinations is part of the Cambridge Assessment Group. Cambridge Assessment is the brand name of University of Cambridge Local Examinations Syndicate (UCLES), which is itself a department of the University of Cambridge.