

UNIVERSITY OF CAMBRIDGE INTERNATIONAL EXAMINATIONS  
International General Certificate of Secondary Education

**DESIGN AND TECHNOLOGY**

0445/11

Paper 1 Design

October/November 2010

1 hour 15 minutes

Candidates answer on the pre-printed A3 Answer Sheets.

Additional Materials: Standard drawing equipment

**To be taken together with the optional paper for which you have been entered in one session of 2 hours and 15 minutes.**

**READ THESE INSTRUCTIONS FIRST**

Write your Centre number, candidate number and name in the spaces on **both** printed Answer Sheets.

Write in dark blue or black pen.

You may use a soft pencil for any diagrams, graphs or rough working.

Do not use staples, paper clips, highlighters, glue or correction fluid.

Answer **one** question.

Write/draw your answers in the spaces provided on the Answer Sheets.

You may use a calculator.

At the end of the examination, fasten all your work securely together.

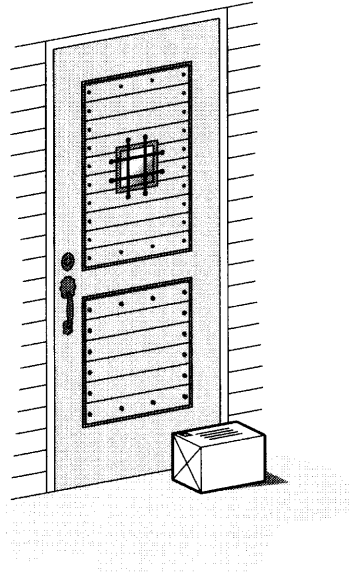
The number of marks is given in brackets [ ] at the end of each question or part question.

0445/11/001

This document consists of 4 printed A4 pages and an Insert.

Answer **one** question only on the A3 pre-printed answer sheets provided.

- 1 Many people buy products that are posted to them and there is often nobody at home when parcel is delivered to their house.




Design a storage unit in which parcels could be left by the postman. The unit should have some kind of locking system to make the unit secure.

Maximum parcel size – 400 × 300 × 200

- (a) List **four** additional points about the function of such a secure storage unit that you consider to be important. [4]
- (b) Draw **two** different locking devices. [4]
- (c) Develop and sketch ideas for the secure storage unit. [12]
- (d) Evaluate your ideas and justify why you have chosen **one** idea to develop more fully. [8]
- (e) Draw, using a method of your own choice, a full solution to the problem. Include construction details and major dimensions. [12]
- (f) Suggest suitable specific materials for your solution and give reasons for your choice. [4]
- (g) Outline a method used to manufacture **one** part of your solution in the school workshop. [6]

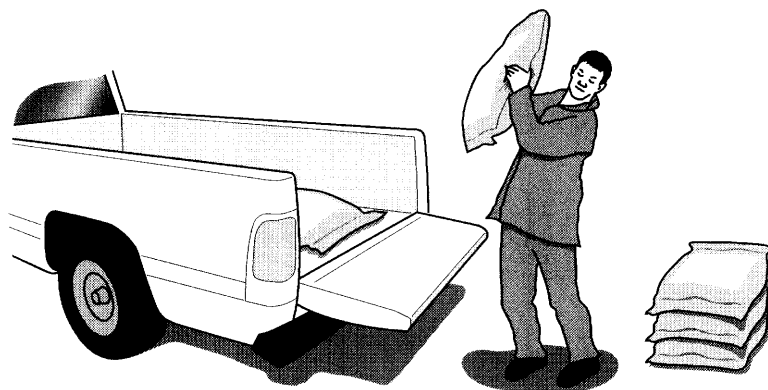
- 2 Many small children are fussy about what they eat and it is often difficult to persuade different foods.



Design a children's menu that will encourage them to try different foods. The menu should include some form of novelty or movement that focuses on a particular type of food.

- (a) List **four** additional points about the function of such a menu that you consider to be important. [4]
- (b) Draw **two** types of mechanism that could be made in card materials. [4]
- (c) Develop and sketch ideas for the menu. [12]
- (d) Evaluate your ideas and justify why you have chosen **one** idea to develop more fully. [8]
- (e) Draw, using a method of your own choice, a full solution to the problem. Include construction details and major dimensions. [12]
- (f) Suggest suitable specific materials for your solution and give reasons for your choice. [4]
- (g) Outline the method of producing a prototype of the children's menu in the school graphics studio. [6]

3 Loading sacks onto vehicles can be very difficult.



Design a simple lifting device that could be stored in a shed or garage at home, when not in use.

- (a) List **four** additional points about the function of such a lifting device that you consider to be important. [4]
- (b) Draw **two** different mechanisms that might form part of a simple lifting device. [4]
- (c) Develop and sketch ideas for the lifting device. [12]
- (d) Evaluate your ideas and justify why you have chosen **one** idea to develop more fully. [8]
- (e) Draw, using a method of your own choice, a full solution to the problem. Include construction details and major dimensions. [12]
- (f) Suggest suitable specific materials for your solution and give reasons for your choice. [4]
- (g) Outline a method used to manufacture **one** part of your solution in the school workshop. [6]