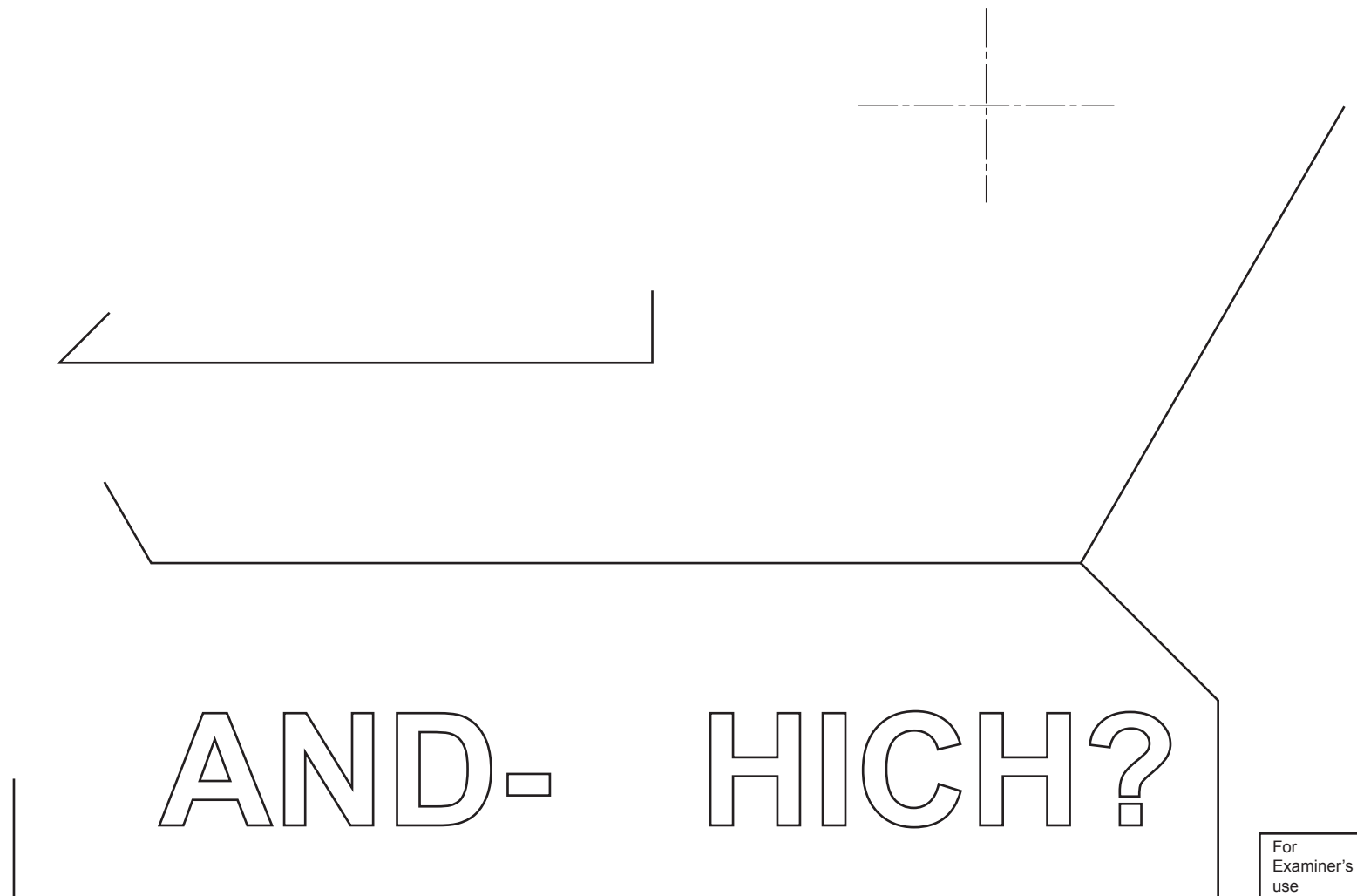
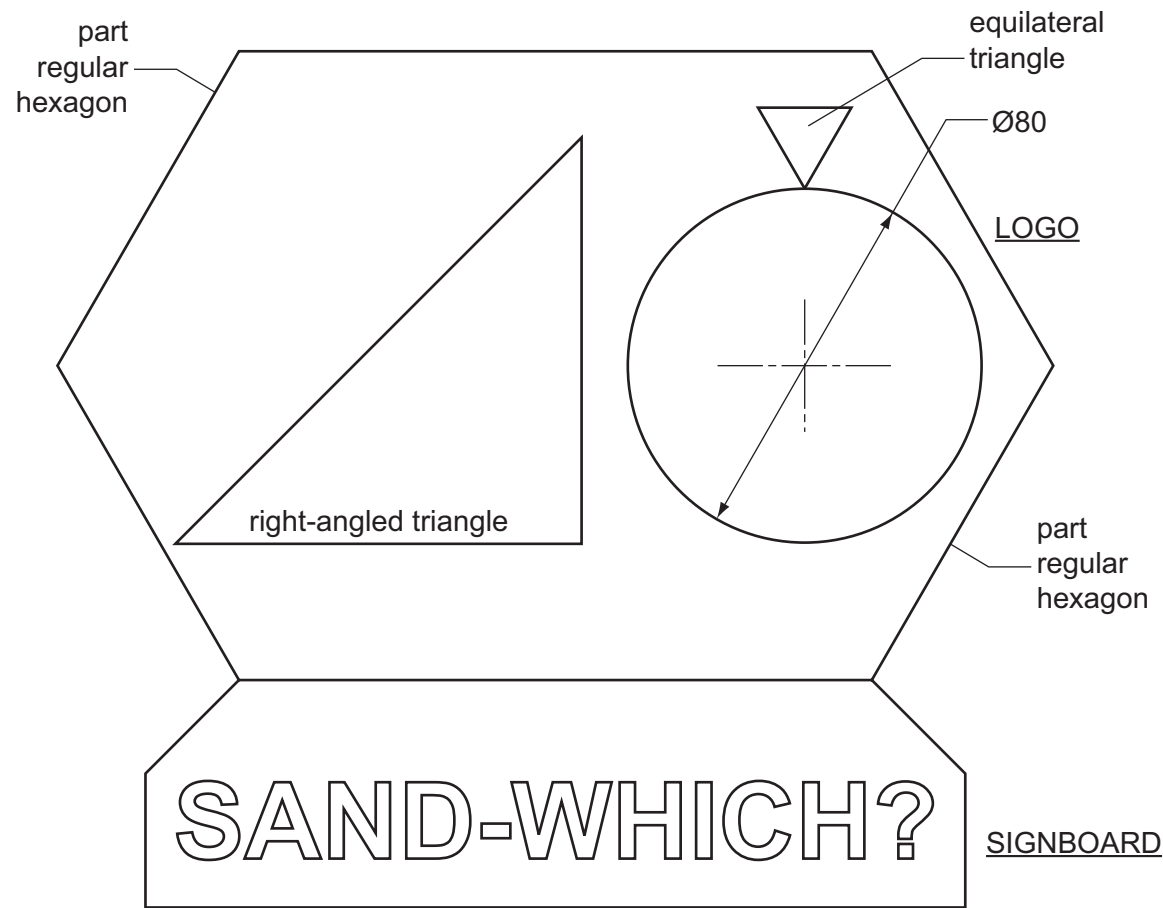


Section A

Answer **all** questions in this section.

A bar selling snacks at an airport is called 'SAND-WHICH?'. The bar has a logo and a signboard that is made up from geometrical shapes as shown in the drawing below.



A1 Complete the full-size view of the logo started on the right by drawing:

- (a) the part hexagons 80 side, and top connecting line; [5]
- (b) the Ø80 circle representing fruit on the given centre line; [1]
- (c) the equilateral triangle 20 side on the top of the circle; [2]
- (d) the remaining part of the 90 × 90 right-angled triangle representing a sandwich. [2]

- A2**
- (a) Complete the signboard for SAND-WHICH? by adding the **two** missing letters. Both letters must be to the same height and style as those given. [4]
 - (b) Complete the border to the signboard so that the shape is symmetrical. [1]

For
Examiner's
use

0445/21 May/June 2013 **1 hour**

© UCLES 2013

Centre Number

Candidate's Number

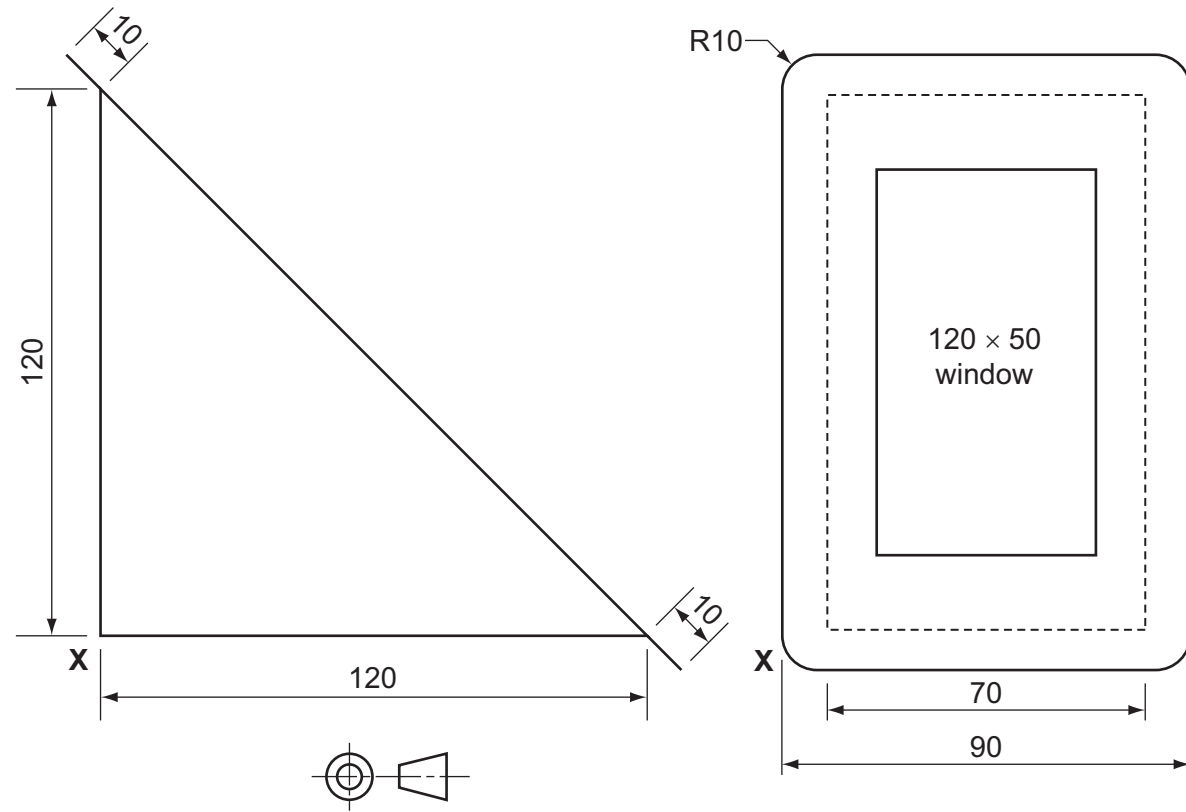
Candidate's Surname

Other Names

[Turn over

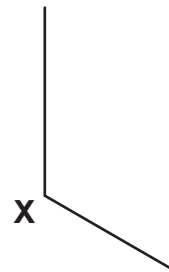
A3 Sandwiches are packed for sale in a triangular card box.
The sandwich box has a transparent window so that customers can see the sandwich filling.

The orthographic views below give details of the sandwich box.



(a) In the space to the right, draw a full-size isometric view of the sandwich box. Corner **X** has been given for you. [8]

(b) Add pencil tone to the window to show that it is transparent. [2]

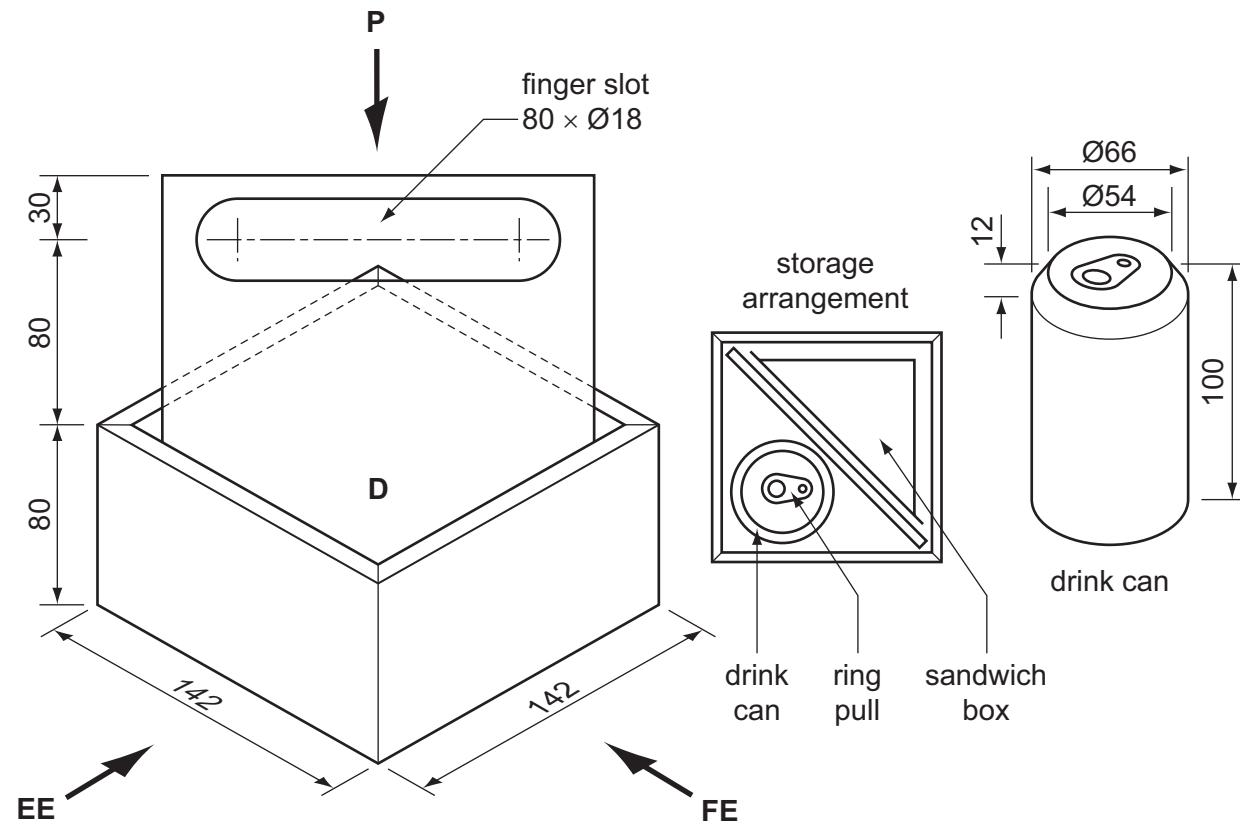


Section B

Answer **either** question **B4** or **B5**.

B4 The pictorial view below shows a carrier for one sandwich box and a drink can. The carrier is made from 6 mm thick corrugated card.

Details of the storage arrangement for a sandwich box and a drink can are also shown.



In the space to the right, draw to the scale of 1 : 2 :

- (a) a front elevation of the carrier looking in the direction of **FE**; [7]
- (b) a plan view looking in the direction of **P**; [5]
- (c) an end elevation looking in the direction of **EE**; [4]
- (d) a drink can in position **D** in all three views. [9]

Do not include the ring pull on the drink can or the sandwich box.

Estimate any missing dimensions.

0445/21 May/June 2013 **1 hour**
© UCLES 2013

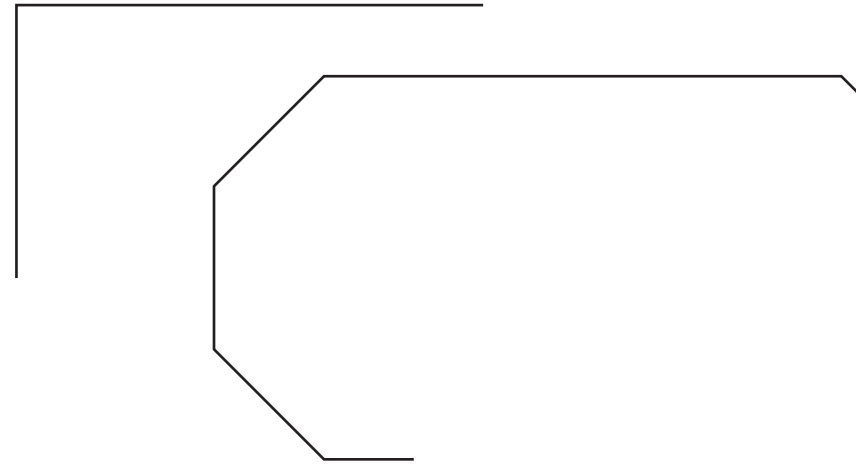
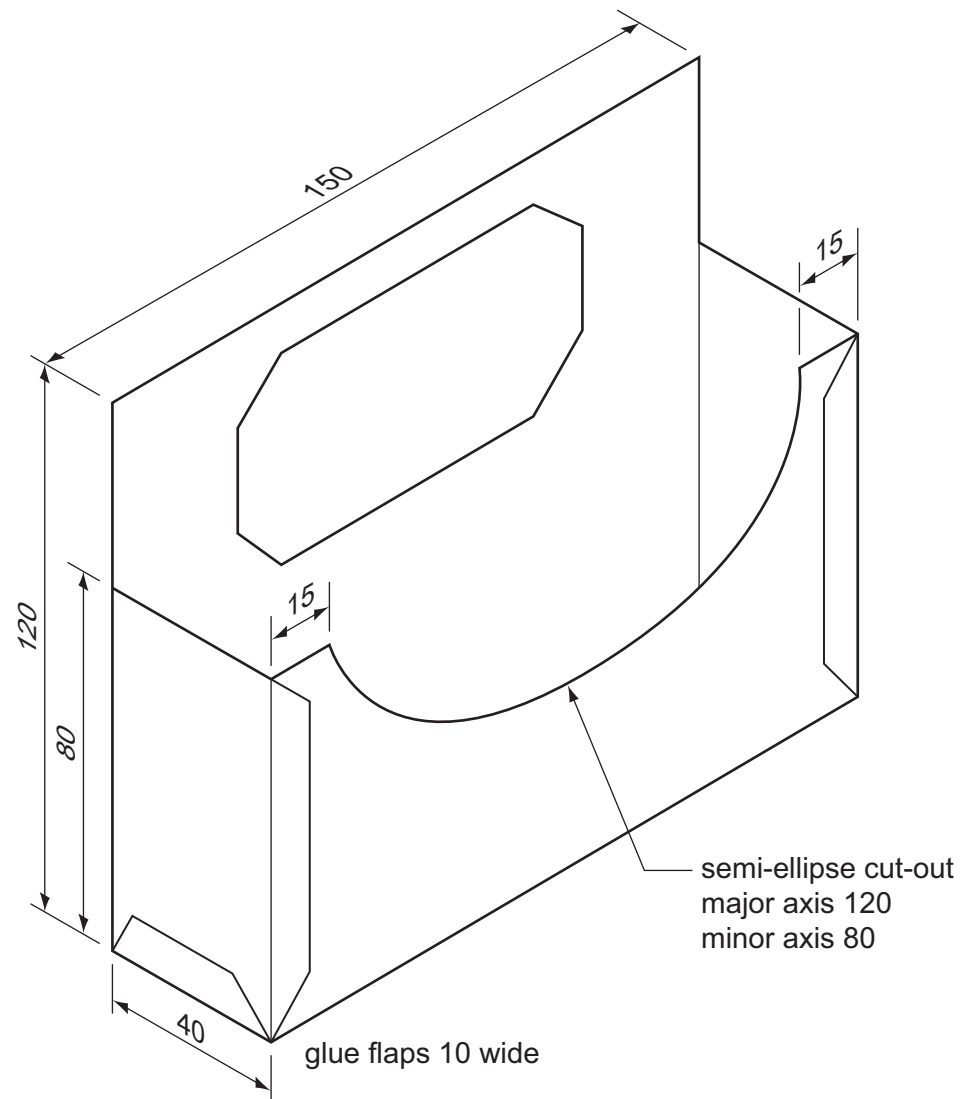
Centre Number

Candidate's Number

Candidate's Surname

Other Names **[Turn over]**

B5 A pictorial view of a counter-top dispenser for paper napkins is shown below. The dispenser is made from one piece of card.



(a) In the space provided to the right, draw a full-size, one-piece development (net) of the dispenser.

One corner and part of the octagonal outline for a symbol has been started for you.

Ignore the thickness of the card.

[19]

(b) (i) Complete the octagonal outline.

[2]

(ii) Sketch a graphic symbol inside the octagon inviting customers to take a napkin.

[4]