



UNIVERSITY OF CAMBRIDGE INTERNATIONAL EXAMINATIONS
International General Certificate of Secondary Education

CANDIDATE NAME

CENTRE NUMBER

CANDIDATE NUMBER

* 2 3 2 4 2 3 7 9 4 3 *

ENGLISH AS A SECOND LANGUAGE

0510/13

Paper 1 Reading and Writing (Core)

May/June 2012

1 hour 30 minutes

Candidates answer on the Question Paper.

No Additional Materials are required.

READ THESE INSTRUCTIONS FIRST

Write your Centre number, candidate number and name on all the work you hand in.
Write in dark blue or black pen.
Do not use staples, paper clips, highlighters, glue or correction fluid.
DO NOT WRITE IN ANY BARCODES.

Answer **all** questions.
Dictionaries are **not** allowed.

At the end of the examination, fasten all your work securely together.
The number of marks is given in brackets [] at the end of each question or part question.

For Examiner's Use	
Exercise 1	
Exercise 2	
Exercise 3	
Exercise 4	
Exercise 5	
Exercise 6	
Exercise 7	
Total	

This document consists of **13** printed pages and **3** blank pages.

Exercise 1

Read the following article about a new “flying” experience in Dubai, and then answer the questions on the opposite page.

SKYDIVING WITHOUT A PLANE

If you are looking for an activity that will give you thrills and excitement in the air without a plane, try Skydive Dubai. It is a fantastic indoor skydiving facility located in Mirdif City Centre and gives visitors the experience of flying as high as 12 metres above the ground. For the skydiver, it feels like flying but you don't have to jump out of a plane. A machine blows huge amounts of air into a vertical wind tunnel and this keeps the diver floating throughout the whole experience.

IT'S SO POPULAR...

The indoor skydiving facility was an immediate success from the start and has continued to attract an average of 200 to 250 visitors each day. It even has 1,200 online fans. The company plans to increase the number of instructors so that even more visitors can enjoy the excitement of the experience.

COMMUNICATION WITHOUT WORDS

Before starting the experience, skydivers have to put on the right clothing, which includes a flying suit, a helmet, glasses to protect the eyes, and earplugs. The divers also receive a lesson on two important details – what hand signals to use and the correct body positions.

Skydive's chief instructor says, “We give instructions to the skydivers with hand signals because we are not able to talk to them.”

Family and friends who come to watch find this very amusing.

SAFETY IS IMPORTANT

During the dive, the instructor checks the body


position of the diver, who has to try to balance his weight and fly on his own. The whole experience is carefully controlled and safety is very important. But the real aim of the instructors is to make everybody fly. Even beginners can safely fly a couple of metres off the ground by the end of the first session. More experienced skydivers can learn to perform acrobatic movements and even fly in groups.

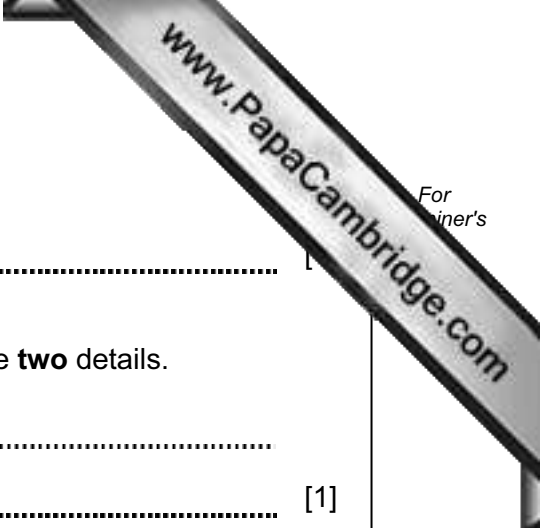
Both children and adults have been eager to try indoor skydiving. As the chief instructor says, “It's a family experience. You don't have to be especially fit to do this. Anyone from the age of three to one hundred can take part. Everybody's dream is to fly. We make that dream come true here at Skydive Dubai!”

WHAT DOES IT COST?

Prices vary depending on the time that you visit. It costs 165 dirhams for adults and 125 dirhams for children during off-peak hours from Sunday to Thursday. It costs 195 dirhams for adults and 145 dirhams for children on the other two days of the week.

If you would like to see a film of the indoor skydiving experience to decide whether it is just the activity for you, or if you want to book a lesson online, then log on to www.skydive.com and follow the links.





(a) What is the activity on offer at Skydive Dubai?

..... [1]

(b) What evidence is there that Skydive Dubai is successful? Give **two** details.

.....

..... [1]

(c) Apart from clothing and equipment, what do skydivers receive before the experience?

..... [1]

(d) Why do instructors have to communicate with their hands?

..... [1]

(e) What is the main task of the instructor?

..... [1]

(f) How much does it cost for a child to use the facility on Fridays?

..... [1]

[Total: 6]

Exercise 2

Read the following article about miners trapped underground in Chile, and then answer the questions on the opposite page.

TRAPPED FOR MONTHS

It is sometimes difficult to believe, but human beings love to co-operate. Of course, we argue and fight at times, but in a crisis we show real ability to work together to overcome difficulties.

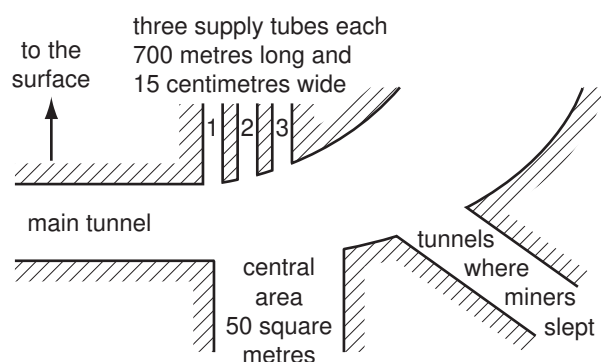
Nowhere was this more evident than in the drama which took place in a mine far below the Atacama Desert in Chile. Beginning on August 5th, 2010, 33 miners were trapped for more than two months at 700 metres below the surface. The length of this ordeal exceeded the previous record of 25 days, which a group of Chinese miners endured in 2009.

While the Chilean miners were working, an enormous landslide occurred which trapped them under the ground. For the first 17 days, they survived on a few cans of tuna fish and their own physical and mental strength. The rescuers on the surface used a machine to drill through the rock. Eventually it reached the underground tunnel where the men were sheltering and they attached a note to the drill to say that they were alive.

For the next two months, as media interest grew, the whole world watched, in constant hope that all the miners would be rescued. Psychologists watched to see how human beings survive such stressful conditions and how we react when emergencies occur. As one expert said: "Every form of stress had an impact on those miners. In order to survive mentally, they had to overcome the extreme difficulties of their situation. They were encouraged by experts on the surface to establish a daily routine and to take regular physical exercise."

Rescue workers delivered essential items to the miners using three narrow supply tubes. After three weeks the miners sent to the surface their first video, which showed them without shirts and unshaven. They were soon provided with clean clothes, toothbrushes and razors, and letters from their loved ones. They all wore matching red shirts, which helped to create a feeling of unity and discipline. At first, the miners' food consisted simply of vitamin drinks, but later they were provided with yoghurt, cereal, tea and sandwiches. Finally, their bodies were able to take hot meals like meatballs with rice.

In the early days, it was difficult to know how long the miners would have to remain trapped before they were rescued, but they were kept fully informed. As a psychologist said: "It was essential that they were regularly given all the relevant information. We wanted to avoid the situation where they were ready and expecting to be rescued but then were disappointed at the last moment. This would have been damaging for their mental condition."



Towards the end of their stay underground, they were advised to start planning for their arrival at the surface. Among the books they read was a guide called "Talking to the Media", so that they were well prepared to speak to journalists.

Finally, the rescue tunnel was made wide enough to bring the men to the surface. They were lifted, one by one, in a special capsule, and, on 13th October, 2010, the last man was rescued.

(a) When do people work most closely together?

..... [1]

(b) What was previously the longest period that miners had been trapped underground?

..... [1]

(c) How did the miners first make contact with the rescuers?

..... [1]

(d) What were psychologists particularly keen to find out? Give **two** details.

..... [2]
.....

(e) What made the rescuers decide to send the miners clean clothes and razors?

..... [1]

(f) Why were the men all given the same colour shirts to wear?

..... [1]

(g) How did the food supplied by the rescuers change from the earliest stages to the final stages? Give **two** details.

..... [1]
.....

(h) According to the diagram, what was the width of each of the supply tubes?

..... [1]

(i) How did the miners prepare for what they would face when they came out of the capsule?

..... [1]

[Total: 10]

Exercise 3

Mohamed Hassan lives in Dubai in the district of Jumeirah. He has lived there for 12 years but his father works in the city as a director of a computer company. However, for the first six years of his life, Mohamed lived in Amman, the capital of Jordan. In fact, he was born there on 24th March 1995 and he is a Jordanian national. Mohamed is a full-time student at the International College in Dubai, but when he finishes his studies he would like to find a job working in television and broadcasting.

Mohamed is travelling from Dubai to the USA to visit his uncle, who has a job in the news department of a major TV company. His uncle would like to offer him some work experience in his office but unfortunately the regulations do not allow this. So Mohamed will just spend some time observing how the TV news is presented to see how it compares with Dubai. But the main reason for his visit to the USA is for a holiday and the chance to see the sights of New York and the Grand Canyon.

This is the first time that he has travelled alone without his parents and he is feeling excited but also a little nervous. However, he has arranged that he will contact his uncle using his mobile/cell phone 503482666 as soon as possible after his plane lands, and his uncle will come and meet him at the airport. They will drive to his uncle's apartment at Metropolitan Towers, 343 Lexington Avenue, New York. Mohamed will then spend 4 weeks with his uncle and 1 week at the Grand Canyon.

It is an 11 hour journey to the USA from Dubai. Because of the time difference between the two countries he will actually arrive in New York at the local time of 15:10 on 3rd August. During the flight he is given a form to complete and to present to the customs and immigration authorities when he arrives in the USA. He is not sure exactly what details he needs, but he knows that his most important document is his passport, number 429863005, and the flight number EK472.

Imagine you are Mohamed. Fill in the form on the opposite page, using the information above.

Visitors to the USA

Section A Personal details

Full name:

Male/Female (please delete)

Date of birth:

City and country of birth:

Nationality:

Section B Details of visit

Passport number:

Country of departure:

Means of travel: (please tick)

ship train flight If flight, please give number:

Date and time of arrival:

Total length of stay: (please underline)

less than 1 month 1-2 months more than 2 months

Contact address in the USA:

Main reason for visit: (please circle) work holiday

Section C

In the space below, write **one** sentence about your travel arrangements from the airport to your contact address, and **one** sentence about what you plan to do during your visit.

[Total: 10]

Exercise 4

Read the following article about “dowsing”, the ancient technique for finding water underground, then complete the notes on the opposite page.

THE MAN WITH THE GIFT OF DOWSING

Discovering the existence of water underground without scientific means or knowledge is one of the world's oldest mysteries.

Instead of using modern equipment, the discoverer – or dowser – holds thin metal rods or just simply a twig from a tree. When the rods cross or the twig moves without any help from the operator, it is considered a sign that water lies beneath the surface of the ground.

Costas Kyriakou, who lives in Cyprus, is a practising dowser, and is convinced that the technique works. He claims that he has never been wrong in discovering water underground. He believes that there are no hidden secrets and says: “It is a gift which a genuine dowser must possess and I believe that I have this gift. My body sends electromagnetic waves which respond to the presence of water.” He cannot wear clothes made of synthetic materials because they immediately make his body itch.

Costas discovered his gift accidentally when he was only 15 years old. A piece of abandoned metal he had picked up suddenly went wild in his hands. When he was about the same age, he found water underground in the fields near his village.

With a lifetime of experience, he can now tell the quantity of the water in an underground area. Because of the high costs involved in searching for water, this is an important factor for companies when deciding whether it is worth drilling a test hole to locate it. He can tell the basic quality of the water, for example, how pure it is and whether it contains any salt. He can also distinguish water from other liquids, such as oil, for instance. He demonstrated this by showing how differently his instruments behaved when placed over the buried tanks of a petrol station in comparison to a water well. He is even able to discover how deep the water is underground and can trace the direction in which it is flowing.

As Costas became more experienced, he changed the tools that he used. He soon decided to throw away the standard “L” shaped copper or tin rods, and replaced them with a single rod with a loop at either end. He uses this with one hand, in the same way as he uses a twig or any small piece of wood.

Costas also noticed that the rod and the twig only helped in discovering water that was near the surface. To go really deep, he uses a kind of pendulum, a weight, preferably made of bronze, that simply hangs by a piece of string. It is an amazing sight to watch a heavy object like that defying the law of gravity, at first swinging from side to side like a proper pendulum and then spinning round without any help or interference from the human handling it.

If an ordinary person tries to do the same test over a particular spot which is known to contain water, nothing happens. The pendulum remains hanging with no movement. But if Costas touches you with his hands as you hold it, you can feel the string immediately become charged with energy – like an electric current.

Dowsing is a popular activity in countries like Cyprus, where water is sometimes in short supply. However, in many other northern European countries, where water is plentiful, dowsing is mainly used to detect other things, such as metal objects, underground.

You are going to give a presentation to your school's Science Club about the subsoil dowsing. Prepare some notes to use as the basis for your talk.

Make **two** notes under each heading.

Costas's early discoveries

-
-

What Costas can tell companies about water underground

-
-

Tools that Costas now uses to detect water

-
-

[Total: 6]

Exercise 5

Imagine that you have made your presentation to your class in Exercise 4. Now your teacher wants you to follow this up with a summary for homework.

Look at your notes in Exercise 4 above. Using the ideas in your notes, write a summary about the technique of dowsing.

Your summary should be no more than 70 words. You should use your own words as far as possible.

.....

.....

.....

.....

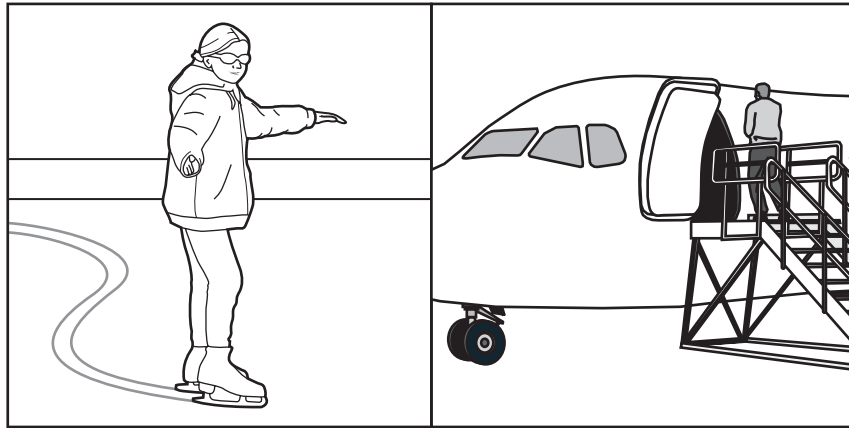
.....

.....

.....

.....

[Total: 4]

Exercise 6

People say there is a first time for everything. Recently you did something for the first time in your life.

You decide to write a letter about your new experience to a friend.

In your letter you should:

- say what gave you the idea to do it;
- describe what you did for the first time;
- explain why you would or would not like to repeat the experience.

The pictures above may give you some ideas, but you are free to use any ideas of your own.

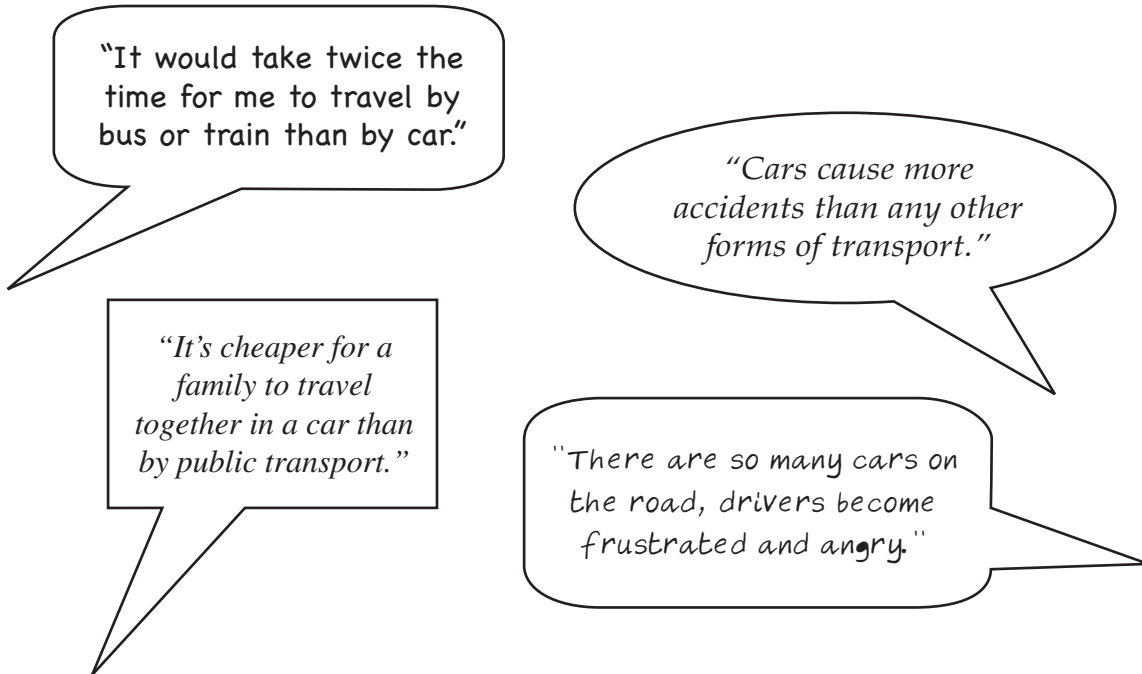
Your letter should be between 100 and 150 words long. Do not write an address.

You will receive up to 5 marks for the content of your letter, and up to 5 marks for the style and accuracy of your language.

Exercise 7

Your school year group is doing a project on the advantages and disadvantages of the different means of transport.

Here are some comments from your friends on the subject.



Write an article for the project giving your views about the issue.

Your article should be between 100 and 150 words long.

The comments above may give you some ideas but you are free to use any ideas of your own.

You will receive up to 5 marks for the content of your article, and up to 5 marks for the style and accuracy of your language.

