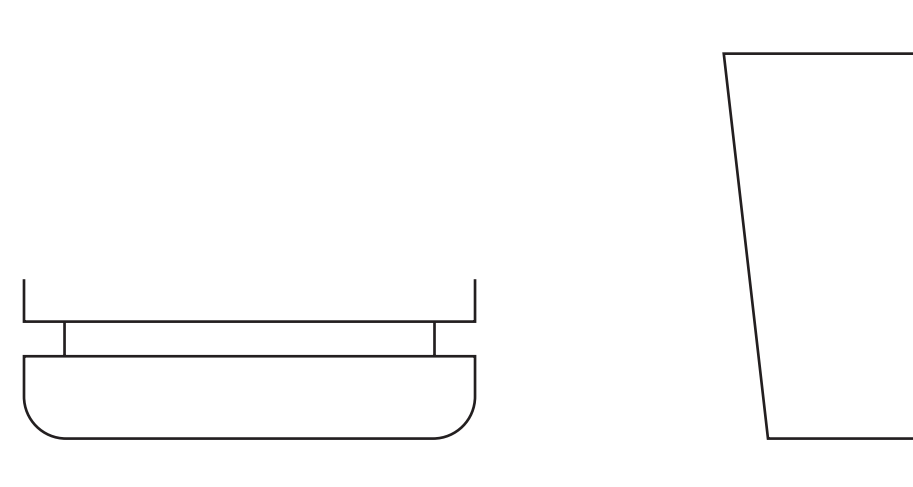
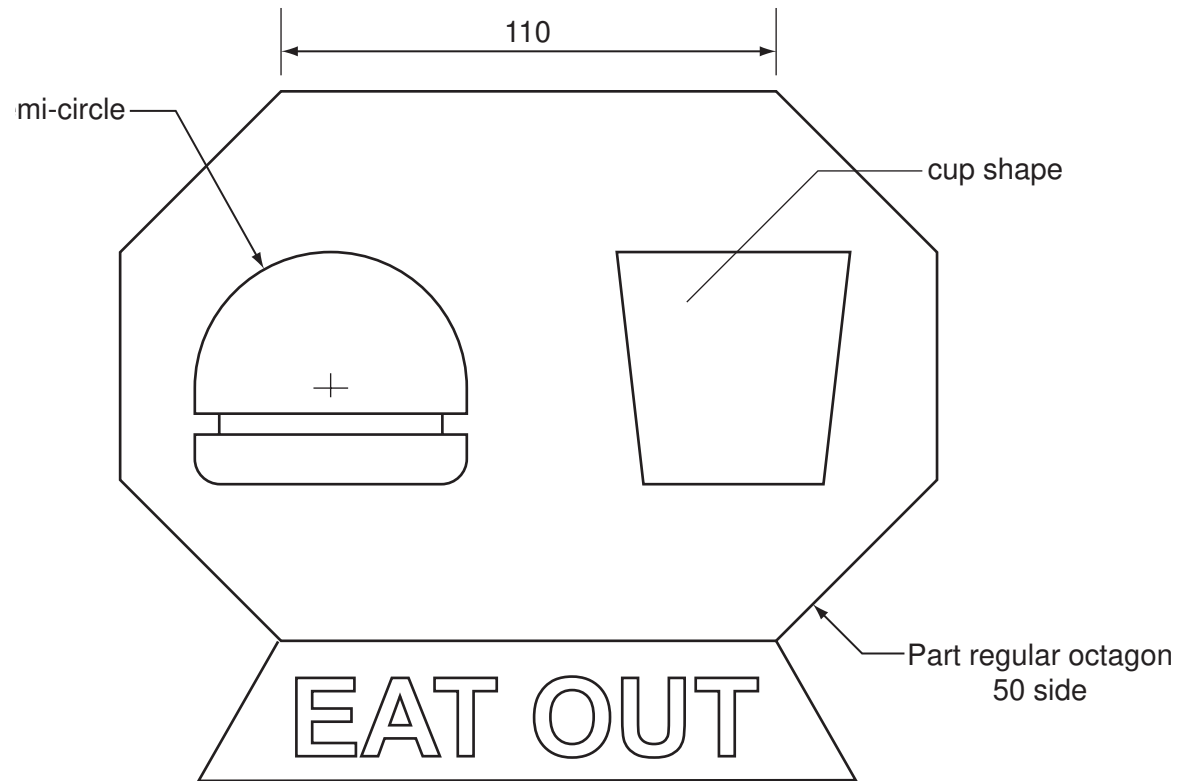


Section A

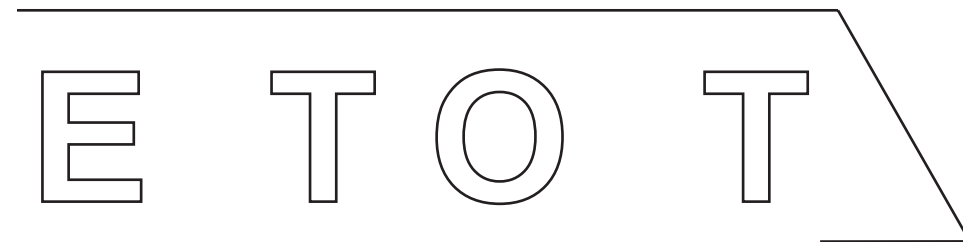
Answer **all** questions in this section.

A fast-food take-away called 'EAT OUT' has a logo and a signboard that is made up from geometrical shapes as shown in the drawing below.



Complete the full size view of the logo started on the right by drawing:

- (a) the two part octagons 50 side, and top connecting line; [5]
 - (b) the remaining top, bottom and side of the cup; [3]
 - (c) the semi-circle representing the burger bun top. [1]
-
- (a) Complete the sign board for EAT OUT by adding the **two** missing letters. Both letters must be to the same height and style as those given. [4]
 - (b) Complete the quadrilateral border to the signboard so that the shape is symmetrical. [2]



For
Examiner's
use

0445/22 Oct/Nov 2012 **1 hour**

© UCLES 2012

Centre Number

Candidate's Number

Candidate's Surname

Other Names

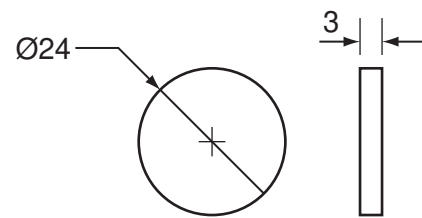

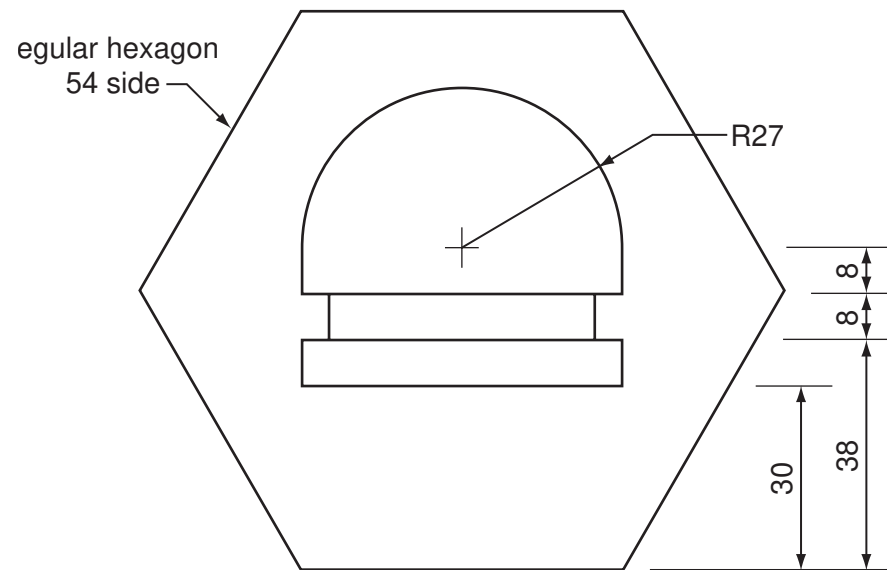
[Turn over]

www.PapaCambridge.com

A3 A plastic loyalty points token is given to customers with each sale.

A savings box for the loyalty points tokens is shown in orthographic views below.

The burger outline from the logo is printed on the box to identify the fast-food outlet.



loyalty points token

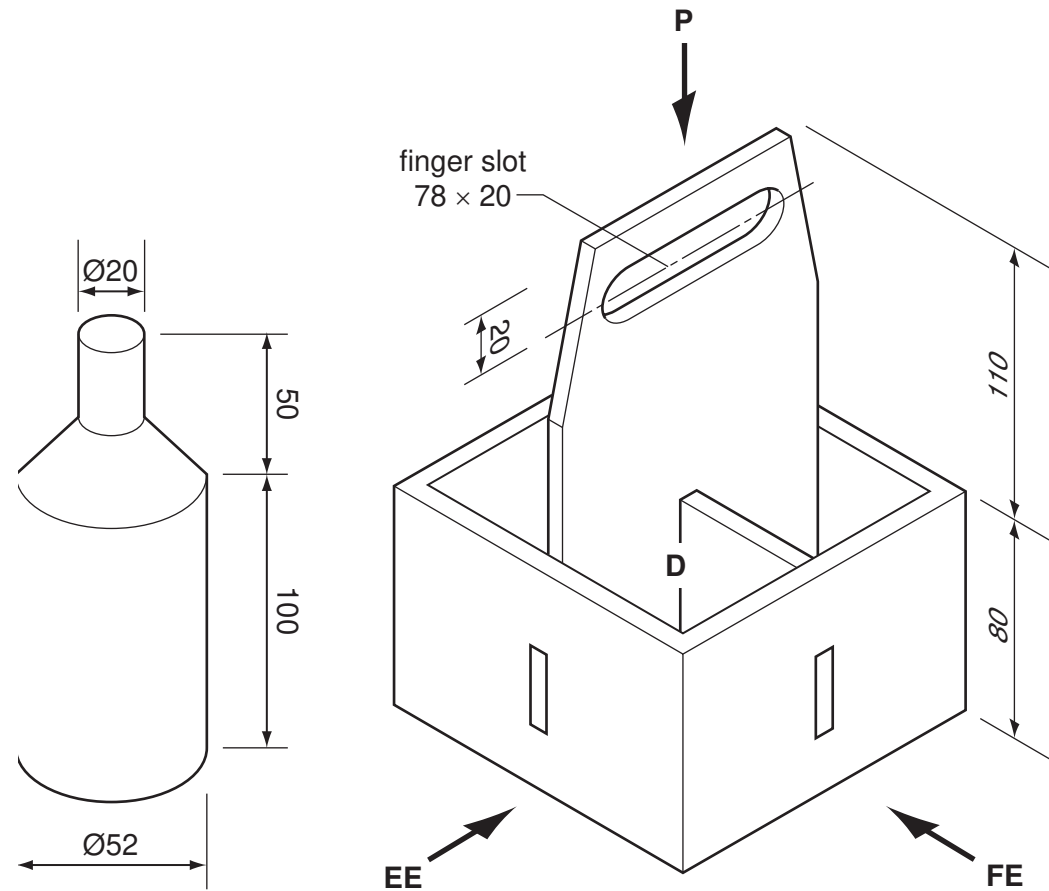
- (a) In the space to the right, draw a full size isometric view of the savings box. [3]
- (b) Add the burger outline to the front face of the savings box. [5]
- (c) Add a slot to an appropriate face of your isometric drawing that will accept a loyalty points token. [2]

Section B

Answer **either** question **B4** or **B5**.

B4 The pictorial view below shows a carrier for four bottles and details of a plastic bottle. The carrier is made from 6 mm thick corrugated card. The dividers have tenons that fit into rectangular slots cut in the outer walls of the carrier.

To prevent accidental loss, the four spaces in the carrier are a close fit for each bottle.



In the space to the right, draw to the scale of 1:2:

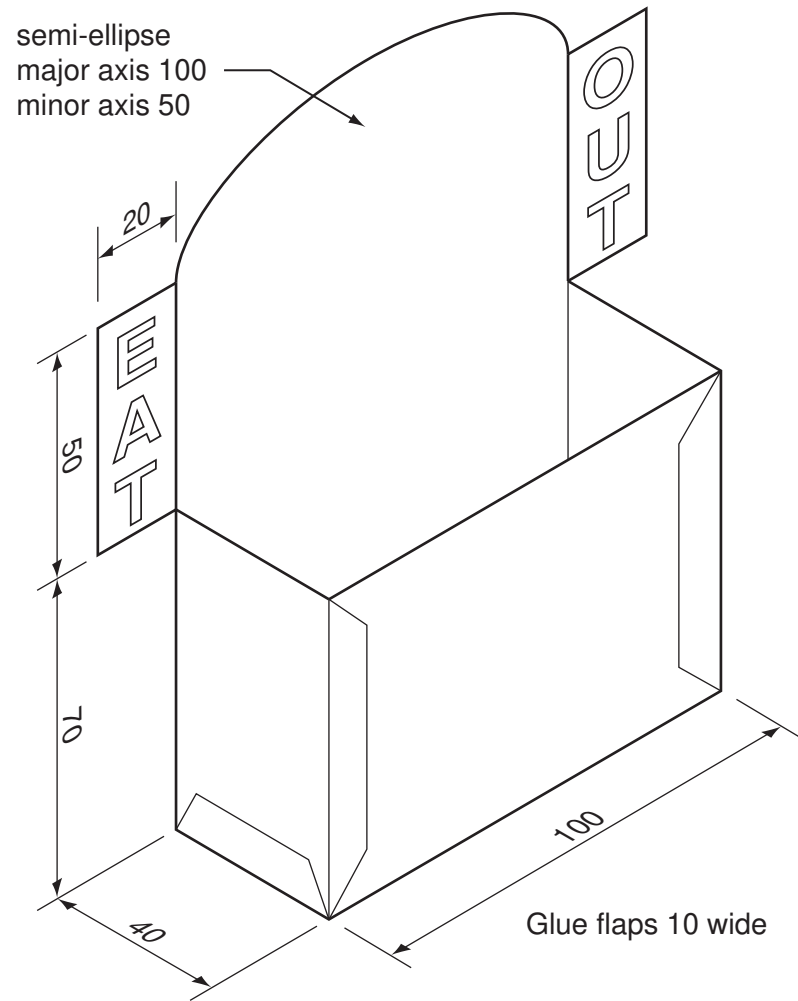
- (a) a front elevation of the carrier looking in the direction of **FE**; [7]
- (b) a plan view looking in the direction of **P**; [5]
- (c) an end elevation looking in the direction of **EE**; [4]
- (d) a plastic bottle in position **D** in all three views. [9]

Estimate any missing dimensions.

0445/22 Oct/Nov 2012 **1 hour**
© UCLES 2012

Centre Number Candidate's Number Candidate's Surname Other Names [Turn over]

B5 A pictorial view of a counter-top holder for take-away promotional leaflets is shown below. The holder is made from one piece of card.



E
A
T

(a) In the space to the right, draw a full size, one-piece development (net) of the holder.

Part of the left-hand lettering wing and the word EAT has been started for you. Ignore the thickness of the card. [22]

(b) In the space below, sketch a method of joining the holder together without the use of glue. [3]