



Cambridge International Examinations
Cambridge International General Certificate of Secondary Education

CANDIDATE
NAME

--

CENTRE
NUMBER

--	--	--	--	--

CANDIDATE
NUMBER

--	--	--	--

* 9 3 0 7 3 3 7 2 1 0 *



CHEMISTRY

0620/42

Paper 4 Theory (Extended)

October/November 2017

1 hour 15 minutes

Candidates answer on the Question Paper.

No Additional Materials are required.

READ THESE INSTRUCTIONS FIRST

Write your Centre number, candidate number and name on all the work you hand in.

Write in dark blue or black pen.

You may use an HB pencil for any diagrams or graphs.

Do not use staples, paper clips, glue or correction fluid.

DO **NOT** WRITE IN ANY BARCODES.

Answer **all** questions.

Electronic calculators may be used.

A copy of the Periodic Table is printed on page 16.

You may lose marks if you do not show your working or if you do not use appropriate units.

At the end of the examination, fasten all your work securely together.

The number of marks is given in brackets [] at the end of each question or part question.

The syllabus is approved for use in England, Wales and Northern Ireland as a Cambridge International Level 1/Level 2 Certificate.

This document consists of **14** printed pages and **2** blank pages.

1 (a) Dust particles in the air move around in a random way.

(i) What term describes the random movement of the dust particles?

..... [1]

(ii) Identify the particles in the air which cause the random movement of the dust particles.

..... [2]

(iii) Explain why the dust particles move in this way.

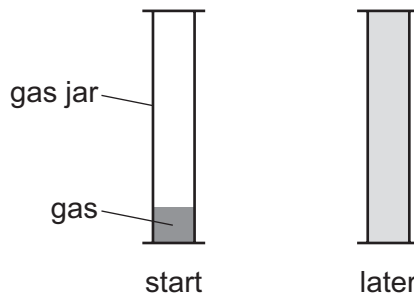
.....

 [2]

(b) When chlorine gas, Cl_2 , is put into a gas jar, it spreads out to fill the gas jar.

When bromine gas, Br_2 , is put into a gas jar, it also spreads out to fill the gas jar.

The process takes longer for bromine gas than for chlorine gas.



(i) What term describes the way that the gas particles spread out?

..... [1]

(ii) Use **data** from the Periodic Table to explain why bromine gas takes longer to fill a gas jar than chlorine gas.

.....

 [2]

(iii) Explain why increasing the temperature increases the rate at which the gas particles spread out.

.....
 [1]

[Total: 9]

- 2 (a) Complete the table to show the electronic structure of the atoms and ions.

	electronic structure
F	2,7
Si	
Ca ²⁺	
N ³⁻	

[3]

- (b) Predict the formula of the compound formed between Ca²⁺ and N³⁻.

..... [1]

- (c) Draw a dot-and-cross diagram to show the electron arrangements in the **two** ions present in lithium chloride, LiCl.
Show outer shell electrons only. Include the charges on the ions.

[3]

- (d) Sulfur dichloride, SCl₂, is a covalent compound. It has the structure Cl–S–Cl.

Draw a dot-and-cross diagram to show the electron arrangement in a molecule of sulfur dichloride.
Show outer shell electrons only.

[3]

(e) In terms of attractive forces, explain why LiCl has a higher melting point than SCl_2 .

.....

.....

.....

.....

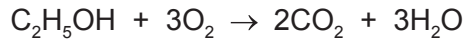
..... [3]

(f) Suggest the identity of a **covalent compound** with a higher melting point than LiCl .

..... [1]

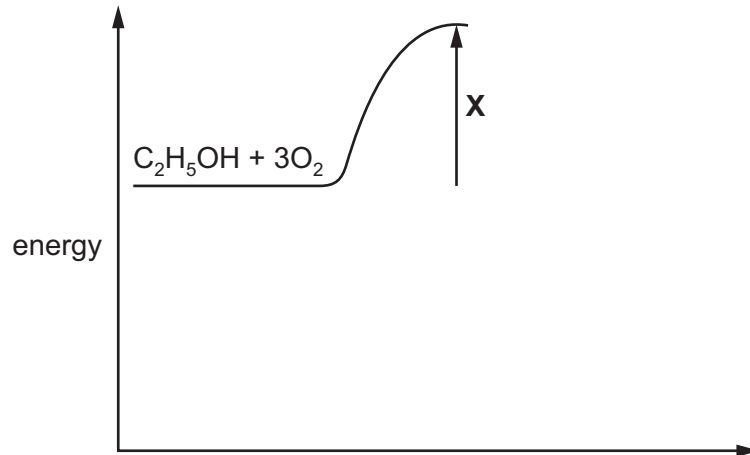
[Total: 14]

- 3 The chemical equation for the complete combustion of ethanol, $\text{C}_2\text{H}_5\text{OH}$, is shown.



The energy released when one mole of ethanol undergoes complete combustion is 1280 kJ.

Part of the energy level diagram for this reaction is shown.



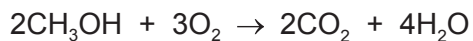
- (a) Complete the energy level diagram to show
- the products of the reaction,
 - the overall energy change of the reaction.

[3]

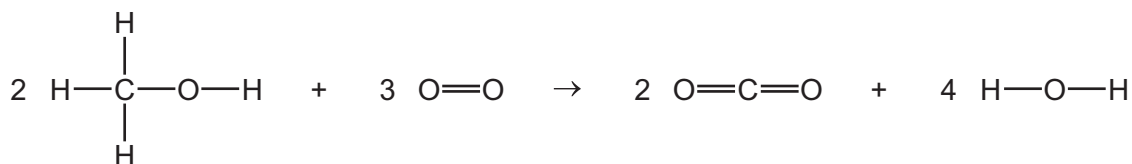
- (b) What does X represent?

..... [1]

(c) The chemical equation for the complete combustion of methanol, CH₃OH, is shown.



The equation can be represented as shown.



Use the bond energies in the table to determine the energy change, ΔH , for the complete combustion of **one** mole of methanol.

bond	bond energy in kJ/mol
C-H	410
C-O	360
O-H	460
O=O	500
C=O	805

- energy needed to break bonds

..... kJ

- energy released when bonds are formed

..... kJ

- energy change, ΔH , for the complete combustion of **one** mole of methanol

..... kJ/mol
[4]

- (d) Dodecane is an alkane containing 12 carbon atoms. Ethanol can be manufactured from dodecane in a two-stage process.

In **stage 1**, each molecule of dodecane is converted into three molecules of ethene and one molecule of another hydrocarbon.

- (i) Name the process which occurs in **stage 1**.

..... [1]

- (ii) Write a chemical equation for the reaction which occurs in **stage 1**.

..... [2]

In **stage 2**, ethene reacts with steam to produce ethanol.

- (iii) State **two** conditions needed for **stage 2**.

1

2 [2]

- (iv) Name the type of reaction which occurs in **stage 2**.

..... [1]

- (v) Suggest how to test the purity of the ethanol produced.

.....


..... [2]

(e) Ethanol can also be manufactured by the fermentation of glucose, $C_6H_{12}O_6$.

(i) State **two** conditions needed for the fermentation of glucose.

- 1
- 2 [2]

(ii) Complete the chemical equation for the fermentation of glucose.



(iii) One disadvantage of fermentation is that the maximum concentration of ethanol produced is about 15%.

Suggest why the concentration of ethanol produced by fermentation does **not** exceed 15%.

.....

..... [1]

(iv) Give **one** other disadvantage of manufacturing ethanol by fermentation.

..... [1]

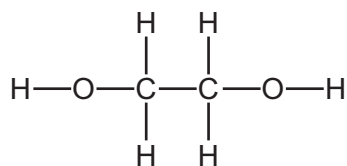
(v) Give **one** advantage, other than cost, of manufacturing ethanol by fermentation.

..... [1]

(vi) Suggest the name of a process to obtain ethanol from a mixture of ethanol and water.

..... [1]

(f) Ethane-1,2-diol has the following structure.



(i) Write the empirical formula of ethane-1,2-diol.

..... [1]

(ii) Ethane-1,2-diol can undergo condensation polymerisation but cannot undergo addition polymerisation.

Explain why ethane-1,2-diol **cannot** undergo addition polymerisation.

.....
 [1]

(iii) Ethane-1,2-diol undergoes condensation polymerisation with molecule Y.

The diagrams represent the structures of ethane-1,2-diol and molecule Y.



ethane-1,2-diol



molecule Y

Draw the condensation polymer formed between ethane-1,2-diol and molecule Y.
 Show **one** repeat unit. Show all of the atoms and all of the bonds in the linkage.

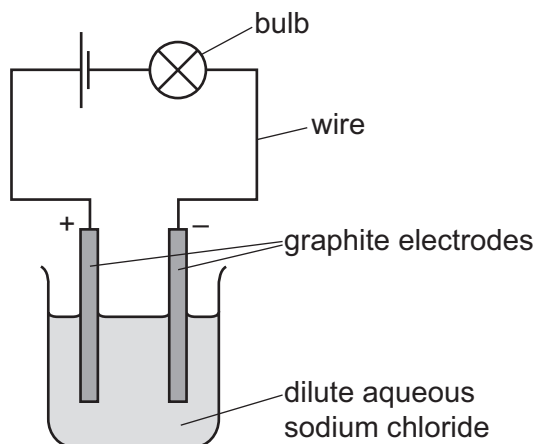
[3]

(iv) Name the type of condensation polymer formed between ethane-1,2-diol and molecule Y.

..... [1]

[Total: 30]

4 A student sets up the following electrolysis experiment.



(a) Define the term *electrolysis*.

.....
 [2]

(b) The student observes bubbles of colourless gas forming at each electrode.

(i) Name the main gas produced at the positive electrode (anode).

..... [1]

(ii) Describe a test for the gas produced in (b)(i).

test

result [2]

(iii) Write the ionic half-equation for the reaction taking place at the negative electrode (cathode).

..... [2]

(c) Charge is transferred during electrolysis.

Name the type of particle responsible for the transfer of charge in

the wires,

the electrolyte. [2]

- (d) The student replaces the dilute aqueous sodium chloride with **concentrated** aqueous sodium chloride.

Suggest **two** differences that the student observes.

1

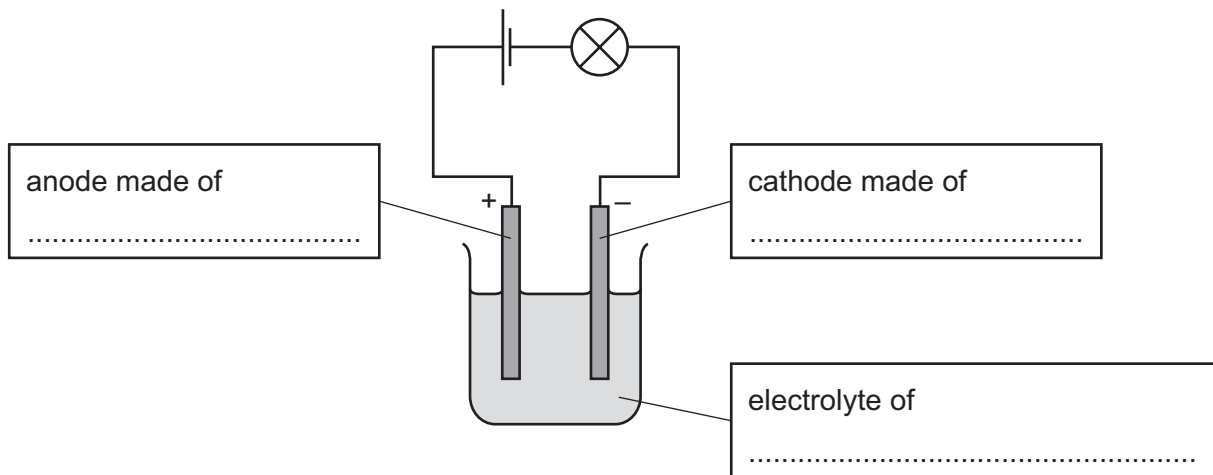
2

[2]

- (e) The student has a small piece of impure copper. The main impurities in the copper are small quantities of silver and zinc.

The student uses electrolysis to extract pure copper from the small piece of impure copper.

- (i) Complete the labels on the diagram of the student's electrolysis experiment.



[3]

- (ii) Use your knowledge of the reactivity series to suggest what happens to the silver and zinc impurities. Explain your answers.

silver impurities

.....

.....

zinc impurities

.....

.....

[3]

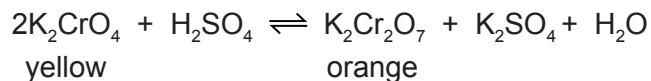
[Total: 17]

5 Some chemical reactions are reversible.

(a) Aqueous potassium chromate(VI), K_2CrO_4 , is a yellow solution.

Aqueous potassium dichromate(VI), $\text{K}_2\text{Cr}_2\text{O}_7$, is an orange solution.

The two compounds interconvert when the pH of the solution changes.



Solution **Y** is a mixture of aqueous potassium chromate(VI) and aqueous potassium dichromate(VI) at equilibrium.

- Explain, in terms of the position of the equilibrium, what you would **see** if sulfuric acid were added to solution **Y**.

.....

.....

.....

- Explain, in terms of the position of the equilibrium, what you would **see** if sodium hydroxide were added to solution **Y**.

.....

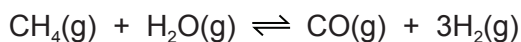
.....

.....

.....

[5]

- (b) Hydrogen can be manufactured using a reversible reaction between methane and steam.



At 900 °C, in the presence of a nickel catalyst, the yield of hydrogen is 70%.

- (i) What volume of hydrogen is produced from 100 cm³ of methane under these conditions?

..... cm³ [2]

Under different conditions, different yields of hydrogen are obtained.

- (ii) If the pressure is increased, the yield of hydrogen becomes less than 70%.

Explain why, in terms of the position of the equilibrium.

.....
 [1]

- (iii) If the temperature is decreased, the yield of hydrogen decreases.

What does this information indicate about the reaction between methane and steam?

..... [1]

- (iv) Why is a catalyst used in this reaction?

..... [1]

[Total: 10]

BLANK PAGE

Permission to reproduce items where third-party owned material protected by copyright is included has been sought and cleared where possible. Every reasonable effort has been made by the publisher (UCLES) to trace copyright holders, but if any items requiring clearance have unwittingly been included, the publisher will be pleased to make amends at the earliest possible opportunity.

To avoid the issue of disclosure of answer-related information to candidates, all copyright acknowledgements are reproduced online in the Cambridge International Examinations Copyright Acknowledgements Booklet. This is produced for each series of examinations and is freely available to download at www.cie.org.uk after the live examination series.

Cambridge International Examinations is part of the Cambridge Assessment Group. Cambridge Assessment is the brand name of University of Cambridge Local Examinations Syndicate (UCLES), which is itself a department of the University of Cambridge.

The Periodic Table of Elements

Group																																					
I	II											III	IV	V	VI	VII	VIII																				
		Key										1 H hydrogen 1								2 He helium 4																	
		atomic number atomic symbol name relative atomic mass										5 B boron 11		6 C carbon 12		7 N nitrogen 14		8 O oxygen 16		9 F fluorine 19		10 Ne neon 20															
		3 Li lithium 7		4 Be beryllium 9												13 Al aluminium 27		14 Si silicon 28		15 P phosphorus 31		16 S sulfur 32		17 Cl chlorine 35.5		18 Ar argon 40											
		11 Na sodium 23		12 Mg magnesium 24		21 Sc scandium 45		22 Ti titanium 48		23 V vanadium 51		24 Cr chromium 52		25 Mn manganese 55		26 Fe iron 56		27 Co cobalt 59		28 Ni nickel 59		29 Cu copper 64		30 Zn zinc 65		31 Ga gallium 70		32 Ge germanium 73		33 As arsenic 75		34 Se selenium 79		35 Br bromine 80		36 Kr krypton 84	
		37 Rb rubidium 85		38 Sr strontium 88		39 Y yttrium 89		40 Zr zirconium 91		41 Nb niobium 93		42 Mo molybdenum 96		43 Tc technetium –		44 Ru ruthenium 101		45 Rh rhodium 103		46 Pd palladium 106		47 Ag silver 108		48 Cd cadmium 112		49 In indium 115		50 Sn tin 119		51 Sb antimony 122		52 Te tellurium 128		53 I iodine 127		54 Xe xenon 131	
		55 Cs caesium 133		56 Ba barium 137		57–71 lanthanoids		72 Hf hafnium 178		73 Ta tantalum 181		74 W tungsten 184		75 Re rhenium 186		76 Os osmium 190		77 Ir iridium 192		78 Pt platinum 195		79 Au gold 197		80 Hg mercury 201		81 Tl thallium 204		82 Pb lead 207		83 Bi bismuth 209		84 Po polonium –		85 At astatine –		86 Rn radon –	
		87 Fr francium –		88 Ra radium –		89–103 actinoids		104 Rf rutherfordium –		105 Db dubnium –		106 Sg seaborgium –		107 Bh bohrium –		108 Hs hassium –		109 Mt meitnerium –		110 Ds darmstadtium –		111 Rg roentgenium –		112 Cn copernicium –		114 Fl flerovium –		116 Lv livermorium –									

lanthanoids	57 La lanthanum 139	58 Ce cerium 140	59 Pr praseodymium 141	60 Nd neodymium 144	61 Pm promethium –	62 Sm samarium 150	63 Eu europium 152	64 Gd gadolinium 157	65 Tb terbium 159	66 Dy dysprosium 163	67 Ho holmium 165	68 Er erbium 167	69 Tm thulium 169	70 Yb ytterbium 173	71 Lu lutetium 175
actinoids	89 Ac actinium –	90 Th thorium 232	91 Pa protactinium 231	92 U uranium 238	93 Np neptunium –	94 Pu plutonium –	95 Am americium –	96 Cm curium –	97 Bk berkelium –	98 Cf californium –	99 Es einsteinium –	100 Fm fermium –	101 Md mendelevium –	102 No nobelium –	103 Lr lawrencium –

The volume of one mole of any gas is 24 dm³ at room temperature and pressure (r.t.p.).