

Centre Number	Candidate Number	Name
---------------	------------------	------

UNIVERSITY OF CAMBRIDGE INTERNATIONAL EXAMINATIONS  
International General Certificate of Secondary Education

**GEOGRAPHY**

**0460/04**

Paper 4 Alternative to Coursework

May/June 2004

INSERT

**1 hour 45 minutes**

**READ THESE INSTRUCTIONS FIRST**

This insert contains all the Figures and Tables referred to in the Questions.

Write your Centre number, candidate number and name in the spaces provided and attach it to your answer paper/answer booklet.

This document consists of **5** printed pages and **3** blank pages.



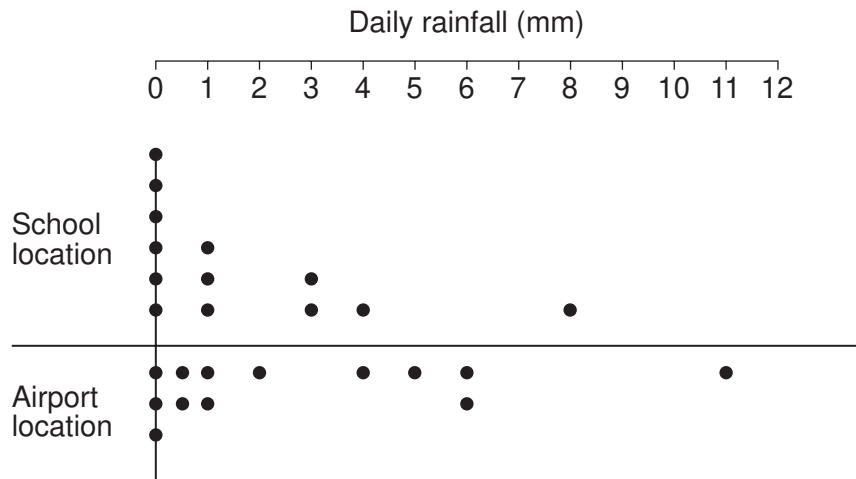
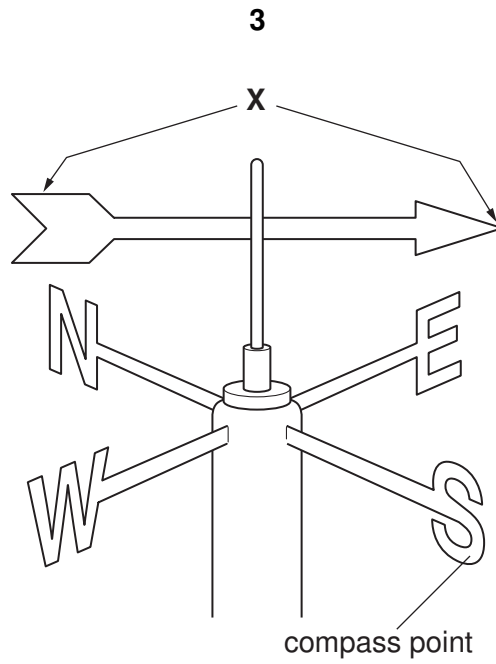


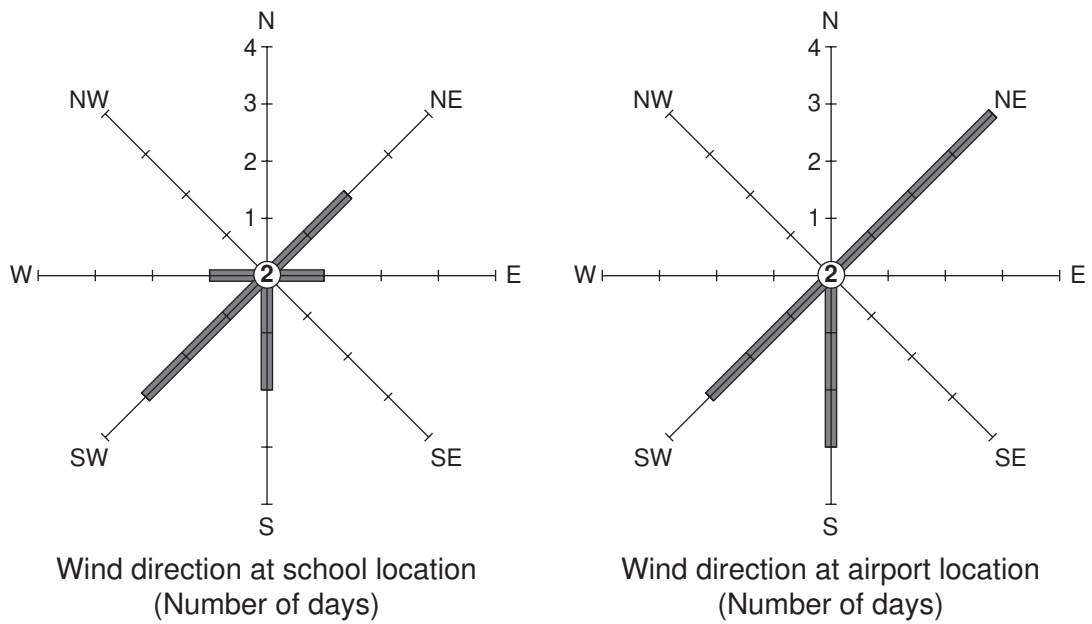
Fig. 2 for Question 1

Day	Results at school location		Results at airport location	
	Rainfall (mm)	Wind direction	Rainfall (mm)	Wind direction
1	1	N	1	N
2	0	N	0.5	N
3	0	E	0	NE
4	1	NE	2	NE
5	0	N	0.5	NE
6	0	–	0	–
7	8	S	11	S
8	9	SW	12	S
9	0	NE	1	NE
10	0	–	0	–
11	3	W	5	SW
12	1	S	4	S
13	3	SW	6	SW
14	4	SW	6	SW
Total	30		49	
Average daily rainfall	2.14 mm			

Table 1 for Question 1



**Fig. 3 for Question 1**



**Fig. 4 for Question 1**

<b>Visitor Questionnaire</b>											
Name of student:	Date:										
Time:	Weather:										
<p><b>Q1</b> How long has it taken you to travel to the park today?</p> <p>Less than 30 mins. <input style="width: 40px; height: 25px;" type="text"/>      30 – 60 mins. <input style="width: 40px; height: 25px;" type="text"/>      1 – 2 hours <input style="width: 40px; height: 25px;" type="text"/>      2 hours + <input style="width: 40px; height: 25px;" type="text"/></p>											
<p><b>Q2</b> How long are you going to stay at the park today?</p> <p>0 – 3 hours <input style="width: 60px; height: 30px;" type="text"/>      3 – 6 hours <input style="width: 60px; height: 30px;" type="text"/>      Over 6 hours <input style="width: 60px; height: 30px;" type="text"/></p>											
<p><b>Q3</b> What is your opinion of the facilities provided for the visitors? Please score the following facilities out of 3 (3 = good, 2 = satisfactory, 1 = poor)</p> <table style="margin-left: auto; margin-right: auto;"> <tr> <td style="padding-right: 10px;">Toilets</td> <td><input style="width: 60px; height: 20px;" type="text"/></td> </tr> <tr> <td>Litter bins</td> <td><input style="width: 60px; height: 20px;" type="text"/></td> </tr> <tr> <td>Signposts to facilities</td> <td><input style="width: 60px; height: 20px;" type="text"/></td> </tr> <tr> <td>Footpath signs</td> <td><input style="width: 60px; height: 20px;" type="text"/></td> </tr> <tr> <td>Information about the area</td> <td><input style="width: 60px; height: 20px;" type="text"/></td> </tr> </table>		Toilets	<input style="width: 60px; height: 20px;" type="text"/>	Litter bins	<input style="width: 60px; height: 20px;" type="text"/>	Signposts to facilities	<input style="width: 60px; height: 20px;" type="text"/>	Footpath signs	<input style="width: 60px; height: 20px;" type="text"/>	Information about the area	<input style="width: 60px; height: 20px;" type="text"/>
Toilets	<input style="width: 60px; height: 20px;" type="text"/>										
Litter bins	<input style="width: 60px; height: 20px;" type="text"/>										
Signposts to facilities	<input style="width: 60px; height: 20px;" type="text"/>										
Footpath signs	<input style="width: 60px; height: 20px;" type="text"/>										
Information about the area	<input style="width: 60px; height: 20px;" type="text"/>										
<p><b>Q4</b></p>											
<p><i>Thank you for your co-operation</i></p>											

**Fig. 5 for Question 2**

**The results of 100 visitors questioned**

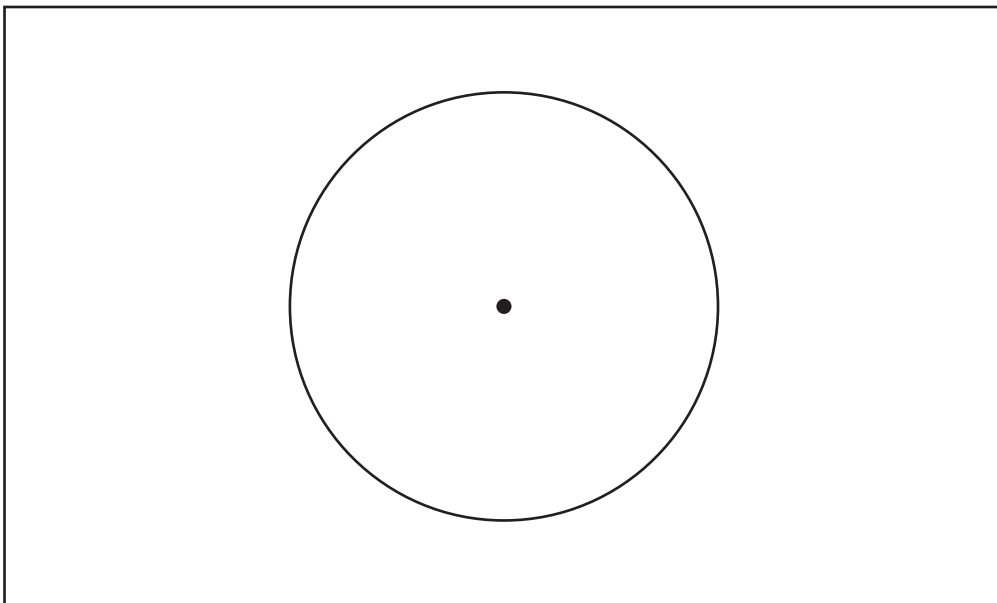
Q2. How long are you going to stay at the park today?	
	Number of visitors
0 – 3 hours	25
3 – 6 hours	60
over 6 hours	15

**Table 2**

Q3. Opinions of park facilities			
	3 good	2 satisfactory	1 poor
Toilets	53	40	7
Litter bins	42	56	2
Signposts to facilities	18	52	30
Footpath signs	12	49	39
Information about the area	20	33	47
Average of scores in each category 3, 2 or 1	29	46	25

**Table 3**

**Both Tables for Question 2**



**Fig. 6 for Question 2**





