



UNIVERSITY OF CAMBRIDGE INTERNATIONAL EXAMINATIONS
International General Certificate of Secondary Education

GEOGRAPHY

0460/41

Paper 4 Alternative to Coursework

October/November 2013

INSERT

1 hour 30 minutes

READ THESE INSTRUCTIONS FIRST

This Insert contains Figs 1, 2, and 3, Table 2 and Photographs A, B, C and D for Question 1, and Figs 5, 6 and 8 for Question 2.

The Insert is **not** required by the Examiner.

This document consists of **10** printed pages and **2** blank pages.



Fig. 1 for Question 1

A simple rain gauge made from a plastic bottle

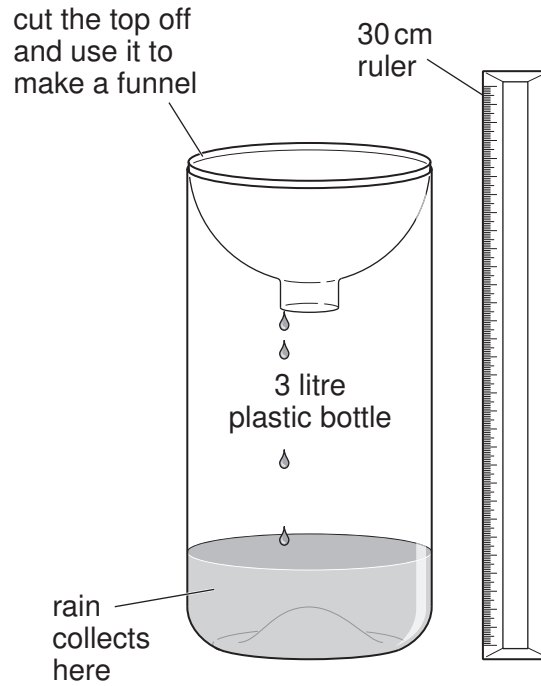


Fig. 2 for Question 1

Rain gauge

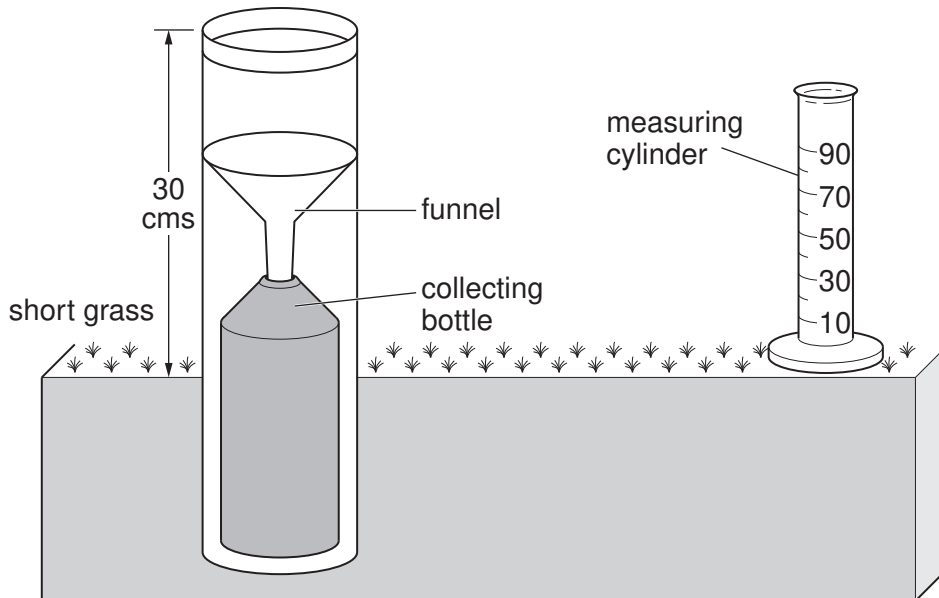



Fig. 3 for Question 1

Factfile about vegetation in the three fieldwork locations

	Location	Vegetation characteristics
Increasing density of vegetation cover 	Bare ground	<ul style="list-style-type: none"> • No vegetation is growing
	Deciduous woodland	<ul style="list-style-type: none"> • Leaves are large and flat • Leaves fall off and trees are bare by the beginning of winter. New leaves grow in spring. • Trees are more widely spaced than in coniferous woodland. • Common trees are oak, beech and ash.
	Coniferous woodland	<ul style="list-style-type: none"> • Leaves are thin and sharp like needles • Leaves fall off throughout the year and are continuously replaced • Trees grow nearer to each other than in deciduous woodland • Common trees are pine, fir and spruce

Turn over to pages 4 and 5 for Photographs A, B, C and D of the three fieldwork locations

Photographs A and B for Question 1

Photographs of fieldwork locations

Photograph A

Bare ground



Photograph B

Deciduous woodland – summer



Photographs C and D for Question 1

Photograph C

Deciduous woodland – winter



Photograph D

Coniferous woodland



Table 2 for Question 1

Average daily rainfall (mm) reaching the ground at each location

Location	Days when measuring was done in winter													
	1	2	3	4	5	6	7	8	9	10	11	12	13	14
Bare ground		16.5	0	19.5	12.8	15.3	15.5	20	0	13	0	0	16.7	17.8
Deciduous woodland	13.4	13.5	0	16.8	10.2	13.6	13.8	17.7	0	11.3	0	0	14	14.9
Coniferous woodland	1.8	2.3	0	2.8	1.6	2	2.2	3.2	0	1.8	0	0	2.3	2.9

Fig. 5 for Question 2

Questionnaire 1

Hello. I am a student looking at visitors to this area. I want to ask you some questions.

1. Why have you come here?

2. Have you been here before?

Yes

No

Can't remember

Don't know

3. How long do you intend to stay here?

Few hours

Less than one day

Several days

Week

4. Where have you come from?

5. Do you like this national park?

6. How old are you?

Thanks

Fig. 6 for Question 2

Questionnaire 2

Hello, I'm a student from the Field Study centre. I want to do a survey of visitors to the area to help me complete my geography fieldwork.

Male

Female

1. Which of the following age groups do you belong to?

Age: Under 20

20 - 35

36 - 50

51 - 65

Over 65

2. How far have you travelled to get here today?

20 km or less

21 - 40 km

41 - 60 km

61 - 80 km

More than 80 km

3. What is the main reason for your visit to this area today?

Walking - less than 5 km

Walking - more than 5 km

Climbing

Having a picnic

Sightseeing

Bird watching

Cycling / mountain biking

Horse riding

Driving

Running/jogging

Shopping

Visiting historic monument / building

Other (please specify)

Thank you for your time.

Fig. 8 for Question 2

Questions asked in interview with local resident

Hello, I'm a student from the Field Study centre. Can I do a brief interview with you to help me complete my geography fieldwork?

1. Do you live in the village?

Yes

No

(If the answer is no, thank the person and finish the interview)

2. I have listed some of the possible problems of tourism in the local area.

How much of a problem do you think these are? (Tick the relevant box)

	Very severe problem	Quite severe problem	Slight problem	Not a problem
Litter				
Noise				
Anti-social behaviour / Impoliteness				
Traffic				
Parking				

Can you think of any other problems?

.....

.....

3. I have listed some of the possible benefits of tourism in the local area.

How important do you think these benefits are?

Benefit	Very important	Quite important	Slightly important	Not important
Creates jobs in the local area				
Brings money into the area				
Local residents can use tourist facilities				

Can you think of any other benefits?

.....

.....

Thank you.

BLANK PAGE

Permission to reproduce items where third-party owned material protected by copyright is included has been sought and cleared where possible. Every reasonable effort has been made by the publisher (UCLES) to trace copyright holders, but if any items requiring clearance have unwittingly been included, the publisher will be pleased to make amends at the earliest possible opportunity.

University of Cambridge International Examinations is part of the Cambridge Assessment Group. Cambridge Assessment is the brand name of University of Cambridge Local Examinations Syndicate (UCLES), which is itself a department of the University of Cambridge.