



UNIVERSITY OF CAMBRIDGE INTERNATIONAL EXAMINATIONS
General Certificate of Education Advanced Level

CANDIDATE
NAME

CENTRE
NUMBER

--	--	--	--	--

CANDIDATE
NUMBER

--	--	--	--



PHYSICS

9702/51

Paper 5 Planning, Analysis and Evaluation

October/November 2010

1 hour 15 minutes

Candidates answer on the Question Paper.

No Additional Materials are required.

READ THESE INSTRUCTIONS FIRST

Write your Centre number, candidate number and name on all the work you hand in.

Write in dark blue or black pen.

You may use a soft pencil for any diagrams, graphs or rough working.

Do not use staples, paper clips, highlighters, glue or correction fluid.

DO NOT WRITE IN ANY BARCODES.

Answer **all** questions.

You may lose marks if you do not show your working or if you do not use appropriate units.

At the end of the examination, fasten all your work securely together.

The number of marks is given in brackets [] at the end of each question or part question.

For Examiner's Use	
1	
2	
Total	

This document consists of **8** printed pages.



- 1 Fig. 1.1 shows a coil (coil X).

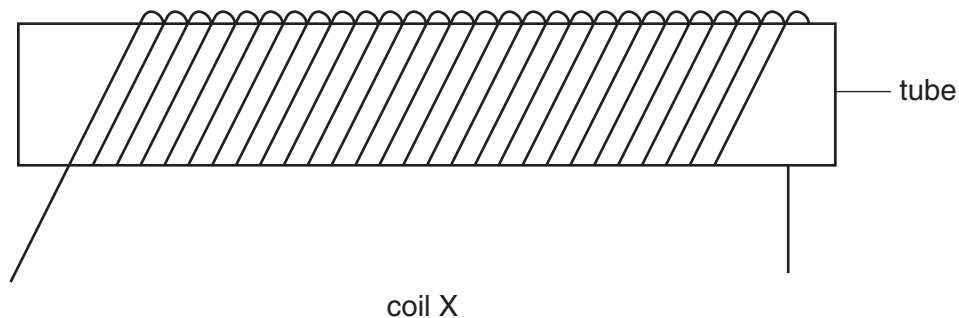


Fig. 1.1

A student winds another coil (coil Y) tightly around coil X.

A changing e.m.f. in coil X induces an e.m.f. in coil Y.

The student wishes to investigate how the e.m.f. V in coil Y depends on the frequency f of the current in coil X.

It is suggested that V is directly proportional to f .

Design a laboratory experiment to investigate the suggested relationship. You should draw a diagram, on page 3, showing the arrangement of your equipment. In your account you should pay particular attention to

- (a) the procedure to be followed,
- (b) the measurements to be taken,
- (c) the control of variables,
- (d) the analysis of the data,
- (e) the safety precautions to be taken.

[15]

- 2 A student is investigating how the period T of a simple pendulum depends on its length l , as shown in Fig. 2.1.

For
Examiner's
Use

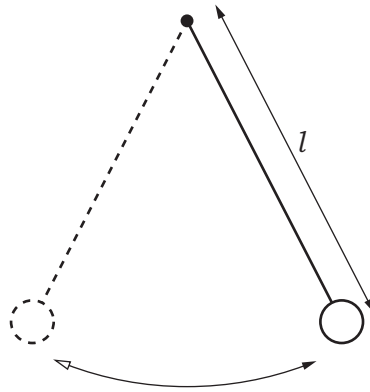


Fig. 2.1

The time t for 10 oscillations is recorded for a pendulum of length l . The period T of the pendulum is determined. The procedure is then repeated for different lengths.

Question 2 continues on the next page.

It is suggested that T and l are related by the equation

$$T = al^b$$

where a and b are constants.

- (a) A graph is plotted of $\lg T$ on the y -axis and $\lg l$ on the x -axis. Determine expressions for the gradient and y -intercept in terms of a and b .

gradient =

y -intercept =

[1]

- (b) Values of l and t are given in Fig. 2.2.

l / cm	t / s	T / s	$\lg (l / \text{cm})$	$\lg (T / \text{s})$
95.0	19.6 ± 0.2			
85.0	18.4 ± 0.2			
75.0	17.4 ± 0.2			
65.0	16.2 ± 0.2			
55.0	14.8 ± 0.2			
45.0	13.4 ± 0.2			

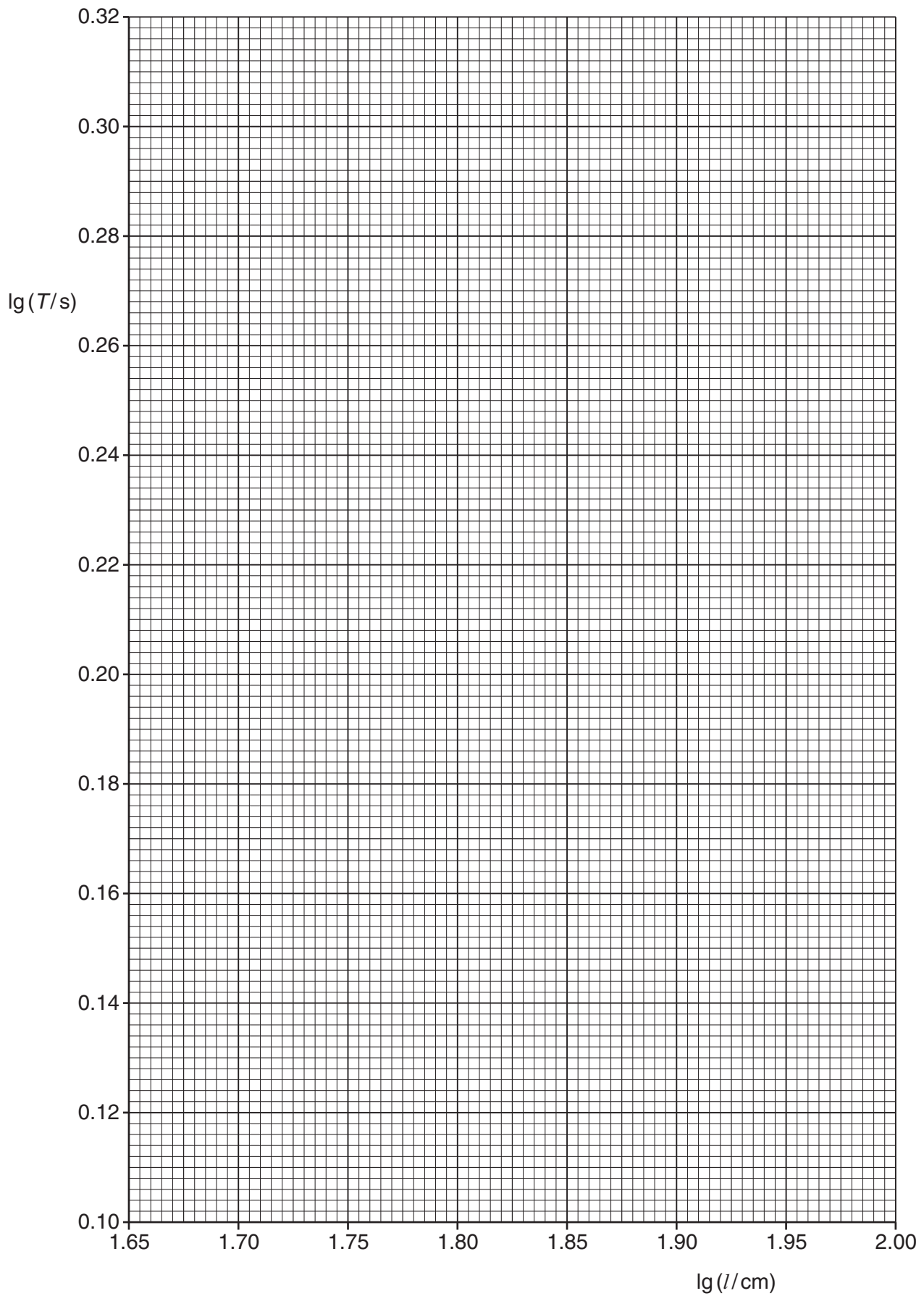
Fig. 2.2

Calculate and record values of T / s , $\lg (l / \text{cm})$ and $\lg (T / \text{s})$ in Fig. 2.2. Include the absolute uncertainties in $\lg (T / \text{s})$. [3]

- (c) (i) Plot a graph of $\lg (T / \text{s})$ against $\lg (l / \text{cm})$. Include error bars for $\lg (T / \text{s})$. [2]
- (ii) Draw the straight line of best fit and a worst acceptable straight line on your graph. Both lines should be clearly labelled. [2]
- (iii) Determine the gradient of the line of best fit. Include the uncertainty in your answer.

gradient = [2]

For
Examiner's
Use



For
Examiner's
Use

- (iv) Determine the y -intercept of the line of best fit. Include the uncertainty in your answer.

For
Examiner's
Use

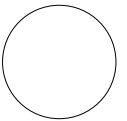
y -intercept = [2]

- (d) Using your answers to (c)(iii) and (c)(iv), determine values for a and b . Include the uncertainties in your answers. You need not be concerned with the units of a and b .

a =

b =

[3]



Permission to reproduce items where third-party owned material protected by copyright is included has been sought and cleared where possible. Every reasonable effort has been made by the publisher (UCLES) to trace copyright holders, but if any items requiring clearance have unwittingly been included, the publisher will be pleased to make amends at the earliest possible opportunity.

University of Cambridge International Examinations is part of the Cambridge Assessment Group. Cambridge Assessment is the brand name of University of Cambridge Local Examinations Syndicate (UCLES), which is itself a department of the University of Cambridge.