
PHYSICS

9702/35

Paper 3 Advanced Practical Skills 1

October/November 2014

CONFIDENTIAL INSTRUCTIONS

Great care should be taken to ensure that any confidential information given does not reach the candidates either directly or indirectly.

No access to the Question Paper is permitted in advance of the examination.



If you have any problems or queries regarding these Instructions, please contact Cambridge
by e-mail: info@cie.org.uk,
by phone: +44 1223 553554,
by fax: +44 1223 553558,
stating the Centre number, the nature of the query and the syllabus number quoted above.

This document consists of **8** printed pages.

Preparing apparatus

These Instructions detail the apparatus required for the experiments in the Question Paper. It is essential that absolute confidentiality is maintained in advance of the examination: the contents of these Instructions must not be revealed either directly or indirectly to candidates.

No access is permitted to the Question Paper in advance of the examination.

If you have problems or queries regarding these Instructions, please contact Cambridge:

by e-mail: info@cie.org.uk,
or by telephone: +44 1223 553554,
or by fax: +44 1223 553558,

stating the nature of the query and quoting the syllabus and paper numbers (9702/35).

It is assumed that the ordinary apparatus of a Physics laboratory will be available.

Number of sets of apparatus

The number of sets of apparatus provided for each experiment should be $\frac{1}{2}N$, where N is the number of candidates taking the examination. There should, in addition, be a few spare sets of apparatus available in case problems arise during the examination.

Organisation of the examination

Candidates should be allowed access to the apparatus for each experiment for one hour only. After spending one hour on one experiment, candidates should change over to the other experiment. The order in which a candidate attempts the two experiments is immaterial.

Assistance to Candidates

Candidates should be informed that, if they find themselves in real difficulty, they may ask the Supervisor for practical assistance, but that the extent of this assistance will be reported to the Examiner, who may make a deduction of marks.

Assistance should only be given:

when it is asked for by a candidate,
or as directed in the Notes sections of these Instructions,
or where apparatus is seen to have developed a fault.

Assistance should be restricted to enabling candidates to make observations and measurements. Observations and measurements must not be made for candidates, and no help should be given with data analysis or evaluation.

All assistance given to candidates must be reported on the Supervisor's Report Form.

Faulty apparatus

In cases of faulty apparatus (not arising from a candidate's mishandling) that prevent the required measurements being taken, the Supervisor may allow extra time to give the candidate a fair opportunity to perform the experiment as if the fault had not been present. The candidate should use a spare copy of the Question Paper when the fault has been rectified or when working with a second set of apparatus.

Supervisor's Report

The Supervisor should complete the Supervisor's Report Form on pages 7 and 8 and enclose it in the envelope containing the answers of the candidates. If more than one envelope is used, a copy of the report must be enclosed in each envelope.

Question 1**Apparatus requirements (per set of apparatus unless otherwise specified)**

Two stands.

Two bosses and two clamps.

Metre rule with a millimetre scale.

Four expendable springs each with approximate outside diameter 15 mm, approximate coiled length 20 mm and approximate spring constant 25 N m^{-1} (e.g. Philip Harris product code B8G87194). See Note 1.

Three 100 g slotted masses.

50 g slotted mass.

Three 10 g slotted masses.

Two 100 g mass hangers. See Note 2.

Stopwatch reading to 0.1 s or better.

Notes

- 1 The springs should be linked together in pairs as shown in Fig. 1.1.



Fig. 1.1

- 2 It must be possible to fit all the slotted masses onto a 100 g mass hanger. All the slotted masses should have their values of mass clearly displayed.
- 3 The apparatus should be laid out on the bench. If the apparatus is to be used by another candidate, then it should be restored to its original state.

Information required by Examiners

Sample set of numerical results, clearly labelled "Supervisor's Results" and obtained out of sight of the candidates.

Question 2**Apparatus requirements (per set of apparatus unless otherwise specified)**

Two plastic cups. See Note 1 and Note 2.

Bucket of water. See Note 3.

Metal hook. See Note 4.

Plastic tray with approximate dimensions 30 cm × 20 cm × 5 cm.

Sharpened HB pencil of minimum length 15 cm.

10 g slotted mass.

10 g of modelling clay (e.g. Plasticine).

Adhesive tape (e.g. Sellotape).

String of approximate length 30 cm.

Scissors.

Stopwatch reading to 0.1 s or better.

Paper towels.

Access to a micrometer screw gauge (shared between at most three candidates).

Notes

1 The approximate dimensions of the cups should be as shown in Fig. 2.1.

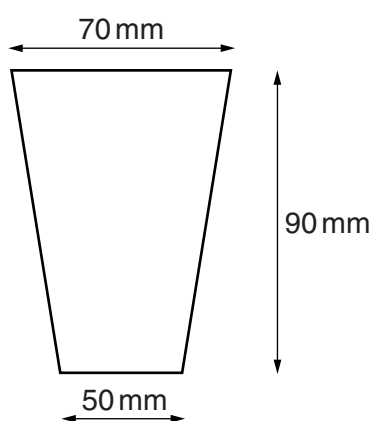


Fig. 2.1

The plastic should have approximate thickness 0.20 mm and the cups should each have approximate mass 4 g.

- 2 One of the cups should have its base removed so that the bottom is a hole of approximate diameter 50 mm. This cup should be clearly labelled D with a permanent marker pen.

The other cup should have part of its base removed so that the bottom has a hole with diameter in the range 35 mm to 40 mm as shown in Fig. 2.2. This cup should be labelled C with a permanent marker pen.

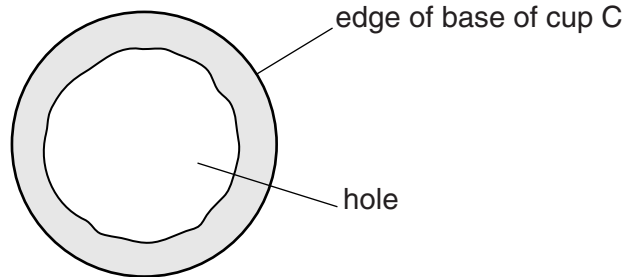


Fig. 2.2

The plastic in both cases should be removed with a sharp knife.

The hole in cup C need not be perfectly circular.

- 3 The approximate dimensions of the bucket should be as shown in Fig. 2.3.

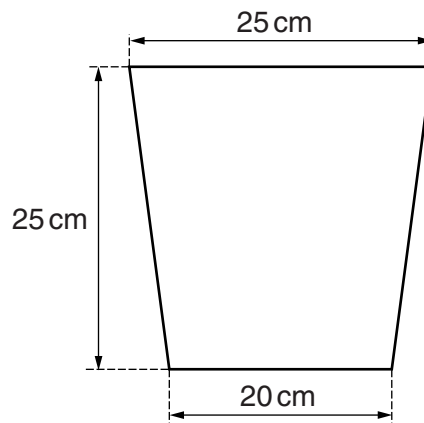


Fig. 2.3

The bucket should be filled with water to within 3 cm of the top.

- 4 The hook should be made from thin metal and shaped as shown in Fig. 2.4.

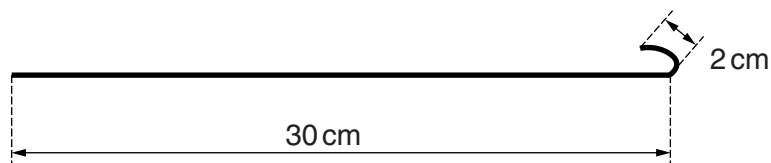


Fig. 2.4

- 5 The apparatus should be laid out on the bench. If it is to be used by a second candidate, then it should be restored to its original state.

Information required by Examiners

Sample set of numerical results, clearly labelled “Supervisor’s Results” and obtained out of sight of the candidates.

Permission to reproduce items where third-party owned material protected by copyright is included has been sought and cleared where possible. Every reasonable effort has been made by the publisher (UCLES) to trace copyright holders, but if any items requiring clearance have unwittingly been included, the publisher will be pleased to make amends at the earliest possible opportunity.

Cambridge International Examinations is part of the Cambridge Assessment Group. Cambridge Assessment is the brand name of University of Cambridge Local Examinations Syndicate (UCLES), which is itself a department of the University of Cambridge.

This form should be completed and sent to the Examiner with the scripts.

SUPERVISOR'S REPORT FORM

The Supervisor's Report should give full details of:

- (a)** any help given to a candidate (including the nature of the help given and the name and candidate number of the candidate);
- (b)** any cases of faulty apparatus (including the nature of the problem, the action taken to rectify it, any additional time allowed, and the name and candidate number of the candidate);
- (c)** any accidents that occurred during the examination;
- (d)** any other difficulties experienced by candidates, or any other information that is likely to assist the Examiner, especially if this information cannot be discovered in the scripts.

Cases of individual hardship, such as illness, bereavement or disability, should be reported direct to Cambridge on the normal Special Consideration form.

Information required by Examiners

For each question, please enclose a sample set of numerical results, obtained out of sight of the candidates and clearly labelled "Supervisor's Results".

Supervisor's Report



Supervisor's Report (continued)

Declaration

(to be signed by the Supervisor)

The preparation of this practical examination has been carried out so as to maintain fully the security of the examination.

Signed

Name

Centre number

Name of Centre

