

**CAMBRIDGE INTERNATIONAL EXAMINATIONS**

Cambridge International Advanced Level

## **MARK SCHEME for the October/November 2014 series**

### **9701 CHEMISTRY**

**9701/41**

Paper 4 (A2 Structured Questions), maximum raw mark 100

This mark scheme is published as an aid to teachers and candidates, to indicate the requirements of the examination. It shows the basis on which Examiners were instructed to award marks. It does not indicate the details of the discussions that took place at an Examiners' meeting before marking began, which would have considered the acceptability of alternative answers.

Mark schemes should be read in conjunction with the question paper and the Principal Examiner Report for Teachers.

Cambridge will not enter into discussions about these mark schemes.

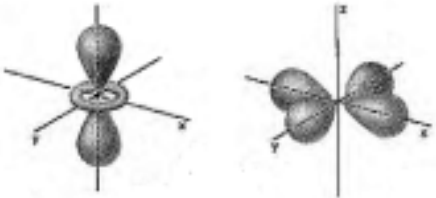
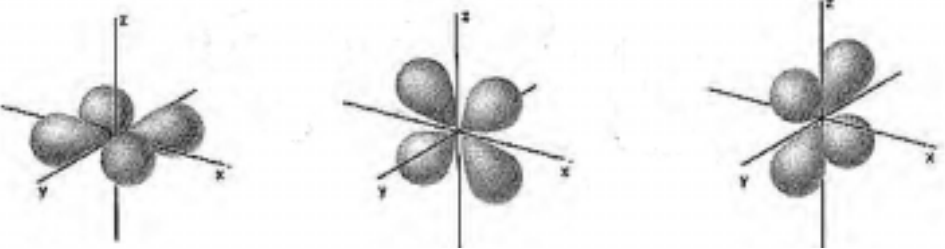
Cambridge is publishing the mark schemes for the October/November 2014 series for most Cambridge IGCSE<sup>®</sup>, Cambridge International A and AS Level components and some Cambridge O Level components.

® IGCSE is the registered trademark of Cambridge International Examinations.

<b>Page 2</b>	<b>Mark Scheme</b>	<b>Syllabus</b>	<b>Paper</b>
	<b>Cambridge International A Level – October/November 2014</b>	<b>9701</b>	<b>41</b>

Question	Marking point	Marks	Marks total
<b>1 (a) (i)</b>	[NO] 2 <sup>nd</sup> order <b>and</b> the concentration is ×2, rate × 4	1	
	[O <sub>2</sub> ] 1 <sup>st</sup> order <b>and</b> evidence of using expt 1 & 2 when the concentration is ×2, rate doubles	1	
<b>(ii)</b>	(0.00408 × 27) rate = <b>0.11</b> (mol dm <sup>-3</sup> s <sup>-1</sup> ) to <b>2sf</b>	1	
<b>(iii)</b>	(Rate =) $k [O_2][NO]^2$	1	
<b>(iv)</b>	$k = 332(.03125)$ mol <sup>-2</sup> dm <sup>6</sup> s <sup>-1</sup>	1 1	[6]
<b>(b) (i)</b>	labelled axes x-axis: energy (KE) and y-axis: molecules or particles	1	
	two curves: starts origin; not touching x-axis again; no levelling out; curves only intersecting once	1	
	curves labelled and T2 is to the right and lower max than T1	1	
<b>(ii)</b>	rate increases <b>and</b> energy of the particles increases	1	
	more particles have $E_a$	1	[5]
<b>(c)</b>	1 mole of F <sub>2</sub> and 1 mole NO reacting in the <b>slow</b> step	1	
	a balanced mechanism consistent with overall equation  e.g. $F_2 + NO \rightarrow NOF + F$ <b>OR</b> $F_2 + NO \rightarrow NOF_2$ $NO + F \rightarrow NOF$ $NO + NOF_2 \rightarrow 2NOF$	1	[2]
<b>Total</b>			[13]

Page 3	Mark Scheme	Syllabus	Paper
	Cambridge International A Level – October/November 2014	9701	41

2 (a)	<table style="margin-left: auto; margin-right: auto;"> <tr> <td></td> <td colspan="5" style="text-align: center;">3d</td> <td></td> <td style="text-align: center;">4s</td> </tr> <tr> <td>(Ni)</td> <td style="text-align: center;">↑↓</td> <td style="text-align: center;">↑↓</td> <td style="text-align: center;">↑↓</td> <td style="text-align: center;">↑</td> <td style="text-align: center;">↑</td> <td></td> <td style="text-align: center;">↑↓</td> </tr> <tr> <td>(Ni<sup>2+</sup>)</td> <td style="text-align: center;">↑↓</td> <td style="text-align: center;">↑↓</td> <td style="text-align: center;">↑↓</td> <td style="text-align: center;">↑</td> <td style="text-align: center;">↑</td> <td></td> <td></td> </tr> </table>		3d						4s	(Ni)	↑↓	↑↓	↑↓	↑	↑		↑↓	(Ni <sup>2+</sup> )	↑↓	↑↓	↑↓	↑	↑			1 1	[2]
	3d						4s																				
(Ni)	↑↓	↑↓	↑↓	↑	↑		↑↓																				
(Ni <sup>2+</sup> )	↑↓	↑↓	↑↓	↑	↑																						
(b) (i)	degenerate	1																									
(ii)	2 upper orbitals <b>and</b> 3 lower orbitals	1																									
(iii)	<p><b>correct upper</b> orbital diagram</p> <div style="text-align: center;">  </div> <p><b>correct lower</b> orbital diagram</p> <div style="text-align: center;">  </div>	1  1	[4]																								
(c)	<p><b>electron(s)</b> move from lower to upper level</p> <p><b>absorb</b> (red/blue) light/photon</p> <p>complementary colour (green) is seen <b>OR</b> green light is transmitted</p>	1 1 1	[3]																								

Page 4	Mark Scheme	Syllabus	Paper
	Cambridge International A Level – October/November 2014	9701	41

<b>(d)</b>	<b>A</b> $\text{Ni(OH)}_2$ <b>OR</b> $\text{Ni(OH)}_2(\text{H}_2\text{O})_4$	<b>1</b>	
	<b>B</b> $[\text{Ni}(\text{NH}_3)_6]^{2+}$ <b>OR</b> $[\text{Ni}(\text{NH}_3)_n(\text{H}_2\text{O})_{6-n}]^{2+}$ <b>OR</b> $[\text{Ni}(\text{NH}_3)_n(\text{H}_2\text{O})_{4-n}]^{2+}$	<b>1</b>	
	$\text{Ni}^{2+} + 2\text{OH}^- \rightarrow \text{Ni(OH)}_2$ <b>OR</b> $[\text{Ni}(\text{H}_2\text{O})_6]^{2+} + 2\text{OH}^- \rightarrow \text{Ni(OH)}_2 + 6\text{H}_2\text{O}$ <b>OR</b> $[\text{Ni}(\text{H}_2\text{O})_6]^{2+} + 2\text{NH}_3 \rightarrow \text{Ni(OH)}_2 + 4\text{H}_2\text{O} + 2\text{NH}_4^+$ <b>OR</b> $[\text{Ni}(\text{H}_2\text{O})_6]^{2+} + 2\text{OH}^- \rightarrow \text{Ni(OH)}_2(\text{H}_2\text{O})_4 + 2\text{H}_2\text{O}$	<b>1</b>	
	$\text{Ni(OH)}_2 + 6\text{NH}_3 \rightarrow [\text{Ni}(\text{NH}_3)_6]^{2+} + 2\text{OH}^-$ <b>OR</b> $[\text{Ni}(\text{H}_2\text{O})_6]^{2+} + 6\text{NH}_3 \rightarrow [\text{Ni}(\text{NH}_3)_6]^{2+} + 6\text{H}_2\text{O}$	<b>1</b>	<b>[4]</b>
<b>Total</b>			<b>[13]</b>

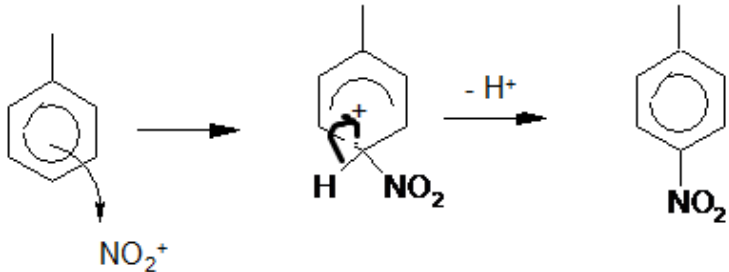
Page 5	Mark Scheme	Syllabus	Paper
	Cambridge International A Level – October/November 2014	9701	41

3 (a) (i)	$101 = \text{P}^{35}\text{Cl}^{35}\text{Cl}$ $103 = \text{P}^{35}\text{Cl}^{37}\text{Cl}$ $105 = \text{P}^{37}\text{Cl}^{37}\text{Cl}$	1 1 1	
(ii)	9:6:1	1	[4]
(b) (i)	$\text{PCl}_5$ 5 bonding pairs around P	1	
(ii)		1 1	[3]
(c) (i)	<p><math>\text{P}_4\text{O}_6</math> structure where each P has three P-O bonds and each O has two P-O bonds e.g.</p>	1	
(ii)	(molecule/ion/species) that <b>donates</b> a lone pair of electrons (to a central transition metal atom or ion)	1	[2]
(d) (i)	$K_{\text{sp}} = [\text{Ca}^{2+}]^3[\text{PO}_4^{3-}]^2$	1	

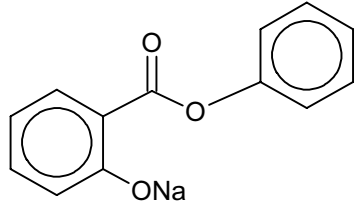
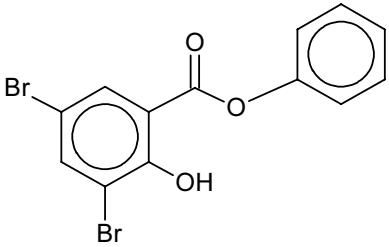
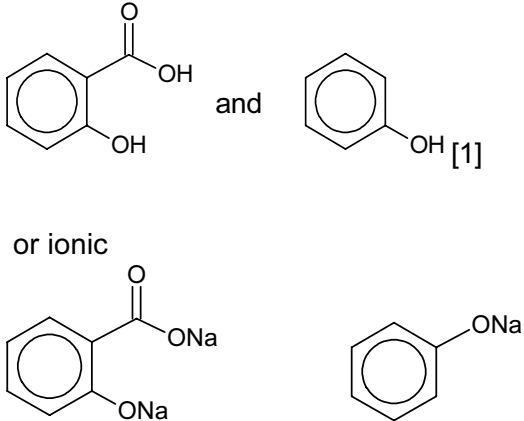
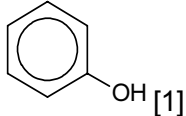

<b>Page 6</b>	<b>Mark Scheme</b>	<b>Syllabus</b>	<b>Paper</b>
	<b>Cambridge International A Level – October/November 2014</b>	<b>9701</b>	<b>41</b>

<b>(ii)</b>	$[Ca^{2+}] = 3 \times 2.50 \times 10^{-6} = 7.50 \times 10^{-6} \text{ mol dm}^{-3}$ $[PO_4^{3-}] = 2 \times 2.50 \times 10^{-6} = 5.00 \times 10^{-6} \text{ mol dm}^{-3}$  $= (7.50 \times 10^{-6})^3 (5.00 \times 10^{-6})^2$ $= \mathbf{1.05(1.1)} \times \mathbf{10^{-26}}$ $\text{mol}^5 \text{dm}^{-15}$	1  1 1	<b>[4]</b>
<b>(e) (i)</b>	(enthalpy change) when <b>1 mole</b> of an <b>ionic compound</b> is <b>formed</b> from its <b>gaseous ions</b>	1 1	
<b>(ii)</b>	Mg <sup>2+</sup> has a smaller (ionic) radii than Ca <sup>2+</sup> <b>OR</b> Mg <sup>2+</sup> is smaller than Ca <sup>2+</sup>	1	<b>[3]</b>
<b>Total</b>			<b>[16]</b>
<b>4 (a) (i)</b>	$2H_2SO_4 + HNO_3 \rightarrow 2HSO_4^- + NO_2^+ + H_3O^+$ <b>OR</b> $H_2SO_4 + HNO_3 \rightarrow HSO_4^- + NO_2^+ + H_2O$	1	

Page 7	Mark Scheme	Syllabus	Paper
	Cambridge International A Level – October/November 2014	9701	41

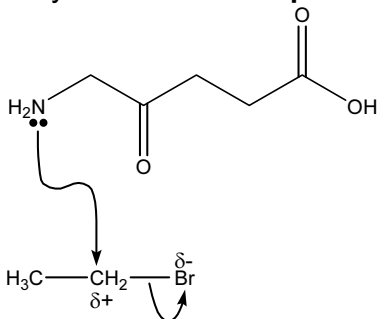
<p>(ii)</p>	<p><b>any three of</b></p> <ul style="list-style-type: none"> <li>• curly arrow from inside the benzene ring to <math>\text{NO}_2^+</math> group</li> <li>• intermediate – <b>penalise</b> <math>\text{NO}_2</math> connectivity <b>or</b> missing methyl group (once)</li> <li>• curly arrow from C-H bond into ring</li> <li>• product + <math>\text{H}^+</math> (or as diagram <math>-\text{H}^+</math>)</li> </ul> <p><b>allow</b> 2- and 3-substituted nitromethylbenzene)</p> 	<p>3</p>	<p>[4]</p>
<p>(b) (i)</p>	<p>acidity of <math>\text{ClCH}_2\text{CO}_2\text{H} &gt; \text{CH}_3\text{CO}_2\text{H}</math> <b>AND</b> (<math>\text{ClCH}_2\text{CO}_2\text{H}</math>) as an electronegative/electron withdrawing <math>\text{Cl}</math></p>	<p>1</p>	
	<p>(ii)</p>	<p>1</p>	
	<p>acidity of phenol <math>&gt; \text{CH}_3\text{CH}_2\text{OH}</math> <b>AND</b> electrons on oxygen (on phenol) delocalised into ring <b>OR</b> benzene ring withdraws electrons from oxygen stronger acid linked to weakening O-H bond/anion being stabilised</p>	<p>1</p>	<p>[3]</p>

Page 8	Mark Scheme	Syllabus	Paper
	Cambridge International A Level – October/November 2014	9701	41

(c)	Na	 (or ionic)	redox/reduction		
	Br <sub>2</sub>		(electrophilic) substitution		
	NaOH	 and  [1] or ionic 	hydrolysis/ acid-base/		
1 mark for each correct structure for reaction types, 2 correct = 1 mark, 3 correct = 2 marks				4 2	[6]



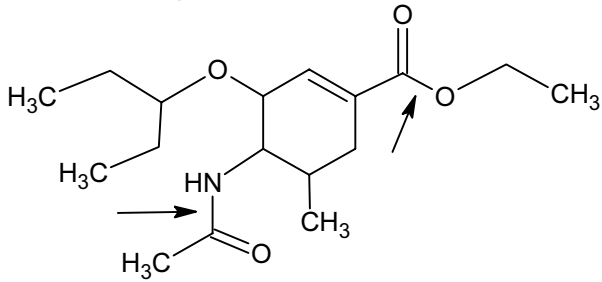
Page 9	Mark Scheme	Syllabus	Paper
	Cambridge International A Level – October/November 2014	9701	41

<b>Total</b>			<b>13</b>
<b>5 (a)</b>	$\text{CH}_3\text{CH}_2\text{COCl} > \text{CH}_3\text{CH}_2\text{CH}_2\text{Cl} > \text{C}_6\text{H}_5\text{Cl}$ <b>any two of:</b> <ul style="list-style-type: none"> <li>C-Cl bond strength is weakest in <math>\text{CH}_3\text{CH}_2\text{COCl}</math> ora</li> <li>In <math>\text{C}_6\text{H}_5\text{Cl}</math> (no hydrolysis) C-Cl bond is part of delocalised system <b>OR</b> p-orbital on Cl overlaps with <math>\pi</math> system <b>OR</b> electrons from Cl overlap with <math>\pi</math> system</li> <li><math>\text{CH}_3\text{CH}_2\text{COCl}</math> carbon in C-Cl bond is more electron deficient since it is also attached to an oxygen atom ora</li> </ul>	1   1+1	<b>[3]</b>
<b>(b)</b>	ketone, amine, carboxylic acid two correct 1 mark, all three 2	2	<b>[2]</b>
<b>(c) (i)</b>	dipole on C-Br curly arrow breaking C-Br bond curly arrow from <b>lone pair</b> on N to carbon in C-Br bond 	1 1 1	
<b>(ii)</b>	nucleophilic substitution	1	
<b>(iii)</b>	HBr or hydrogen bromide	1	<b>[5]</b>

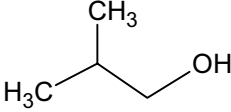
Page 10	Mark Scheme	Syllabus	Paper
	Cambridge International A Level – October/November 2014	9701	41

(d)	<p>Y = </p> <p>W = </p> <p>X = </p> <p>each structure 1 mark</p>	3	[3]
(e)	<p></p> <p>correct displayed amide formula correct polyamide with two repeat units</p>	1 1	[2]
<b>Total</b>			<b>15</b>
6 (a)	<ul style="list-style-type: none"> <li>• (move in different directions) some amino acids have a different charge</li> <li>• (move at different speeds) some amino acids have a different size/different charge</li> <li>• (some amino acids do not move at all) some amino acids exist as a zwitterions/have no net(overall) charge/neutral/both NH<sub>2</sub>/COOH are charged in amino acids</li> </ul>	1 1 1	[3]
(b) (i)	mobile – solvent <b>or</b> water stationary – alumina/silica (supported on glass/plastic/Al)	1 1	
(ii)	by adsorption	1	[3]

Page 11	Mark Scheme	Syllabus	Paper
	Cambridge International A Level – October/November 2014	9701	41

(c)	<p><b>any three</b> of: (all can be awarded from a clear, labelled diagram)</p> <ul style="list-style-type: none"> <li>• (base pairing) A to T <b>OR</b> C to G</li> <li>• H-bonds between bases</li> <li>• two/double stranded/chains</li> <li>• anti-parallel strands</li> <li>• (general structure) sugar-phosphate backbone <b>OR</b> BASE-SUGAR-PHOSPHATE bonded in a diagram</li> </ul>	3	[3]
(d)	<p>van der Waals' forces lost (in val) H-bonding gained (in ser)</p>	1 1	[2]
<b>Total</b>			<b>11</b>
7 (a)	<p>amide group circled <b>OR</b> indicated as diagram ester group circled <b>OR</b> indicated as diagram</p> 	1 1	[2]
(b)	<p>lower doses of the drug required <b>OR</b> improved activity of the drug <b>OR</b> reduced side effects</p>	1	[1]

Page 12	Mark Scheme	Syllabus	Paper
	Cambridge International A Level – October/November 2014	9701	41

(c)	decreases enzyme activity <b>OR</b> decreases rate at which product is formed	1	
	binds with the enzyme's active site <b>OR</b> has a complementary shape to active site <b>OR</b> similar shape to substrate	1	
	(competitive inhibition can be overcome by) increasing [substrate] <b>OR</b> increasing substrate concentration	1	[3]
(d)	<b>energy</b> source/carrier <b>OR</b> releases energy when hydrolysed	1	[1]
<b>Total</b>			7
8 (a)	M:M+1 = 100/(1.1 x n) 20.4/0.9 = 100/(1.1 x n) x = 4	1	
		1	
(ii)	C <sub>4</sub> H <sub>10</sub> O	1	[3]
(b) (i)	2-methylpropan-1-ol <b>OR</b> correct structure 	1	
(ii)	0.9-1.0 is (2 x)CH <sub>3</sub> R/CH <sub>3</sub> /RCH	1	
	multiplet/1.8 is CHR/R <sub>3</sub> CH	1	
	singlet/2.5 is OH	1	
	3.4 is CH <sub>2</sub> O/CH <sub>3</sub> O	1	
(iii)	doublet 1H/one proton on adjacent carbon	1	
		1	

<b>Page 13</b>	<b>Mark Scheme</b>	<b>Syllabus</b>	<b>Paper</b>
	<b>Cambridge International A Level – October/November 2014</b>	<b>9701</b>	<b>41</b>

<b>(iv)</b>	OH peak or one peak disappears	<b>1</b>	<b>[9]</b>
	OH proton is labile <b>or</b> exchanges for D of D <sub>2</sub> O <b>or</b> as an equation e.g. D <sub>2</sub> O + OH → DOH + OD as a minimum	<b>1</b>	
<b>Total</b>			<b>12</b>
			<b>100</b>