

UNIVERSITY OF CAMBRIDGE INTERNATIONAL EXAMINATIONS
International General Certificate of Secondary Education

PHYSICS

0625/05

Paper 5 Practical Test

May/June 2006

1 hour 15 minutes

Additional Materials: As listed in the Confidential Instructions

READ THESE INSTRUCTIONS FIRST

If you have been given an Answer Booklet, follow the instructions on the front cover of the Booklet.
Write your Centre number, candidate number and name on all the work you hand in.
Write in dark blue or black pen.
Do not use staples, paper clips, highlighters, glue or correction fluid.

Answer **all** questions.

You are expected to record all your observations as soon as these observations are made.

An account of the method of carrying out the experiments is **not** required.

At the end of the examination, hand in only the Answer Booklet.

The number of marks is given in brackets [] at the end of each question or part question.

This document consists of **7** printed pages, **1** blank page and **1** inserted Answer Booklet.



- 1 In this experiment you are to determine the density of a sample of card.

Record all your observations on page 2 of your Answer Booklet.

You are provided with ten pieces of card. Carry out the following instructions, referring to Fig. 1.1.

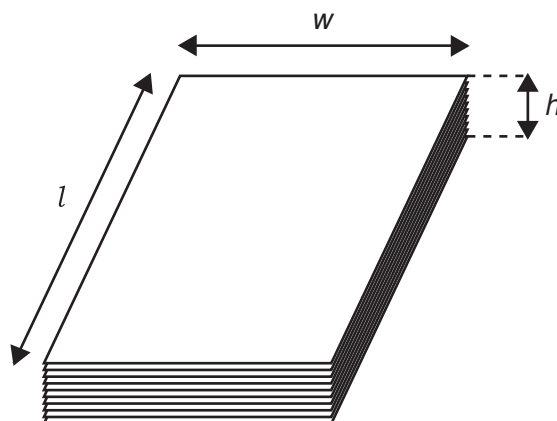


Fig. 1.1

- (a) (i) Measure and record in grams the mass M of the stack of ten pieces of card.
(ii) Calculate the average mass m of one piece of card.
- (b) (i) Measure and record the height h (in mm) of the stack of cards.
(ii) Calculate the average thickness t of one piece of card.
- (c) (i) Measure and record the length l (in mm) and width w (in mm) of one piece of card.
(ii) Calculate the volume V of one piece of card using the equation

$$V = ltw.$$

- (d) Calculate the density d of the card using the equation

$$d = \frac{m}{V}.$$

- (e) A sample of corrugated card of the same length and width as the card you have used consists of two thin sheets of card with an air gap in between. The sheets of card are separated by paper as shown in the cross-section in Fig. 1.2. The thickness y of the air gap as shown in Fig. 1.2 is between 2 mm and 3 mm.

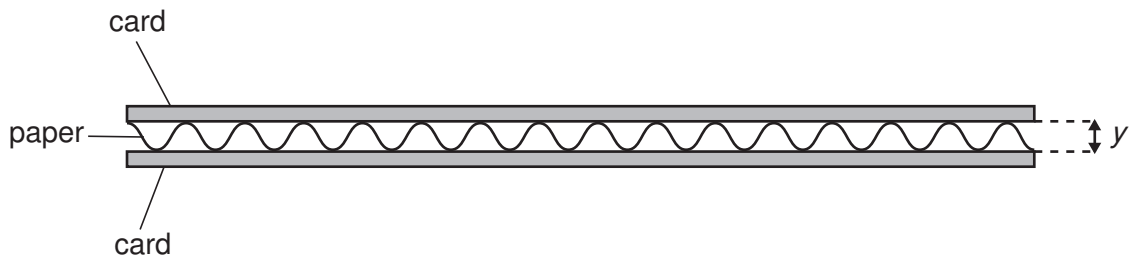


Fig. 1.2

Estimate the volume V_a of air trapped within the corrugated card shown in Fig. 1.2.

2 *In this experiment you are to investigate the resistance of lamps in different circuit arrangements.*

Record all your observations and readings on page 3 of your Answer Booklet.

A circuit has been set up for you. You are also provided with an additional lamp and some additional connecting leads.

(a) Draw a circuit diagram of the circuit that has been set up for you. Use standard circuit symbols.

(b) **(i)** Switch on. Measure and record the current I_1 in the circuit and the p.d. V_1 across the lamp. Switch off.

(ii) Calculate the resistance R_1 of the lamp using the equation

$$R_1 = \frac{V_1}{I_1} .$$

(c) Connect a second lamp in parallel with the first lamp.

(i) Switch on. Measure and record the total current I_2 in the circuit and the p.d. V_2 across the lamps. Switch off.

(ii) Calculate the resistance R_2 of the two lamps in parallel using the equation

$$R_2 = \frac{V_2}{I_2} .$$

3 In this experiment you are to determine the weight of a metre rule.

Record all your observations on pages 4 and 5 of your Answer Booklet. Carry out the following instructions, referring to Fig. 3.1. The apparatus has been set up for you.

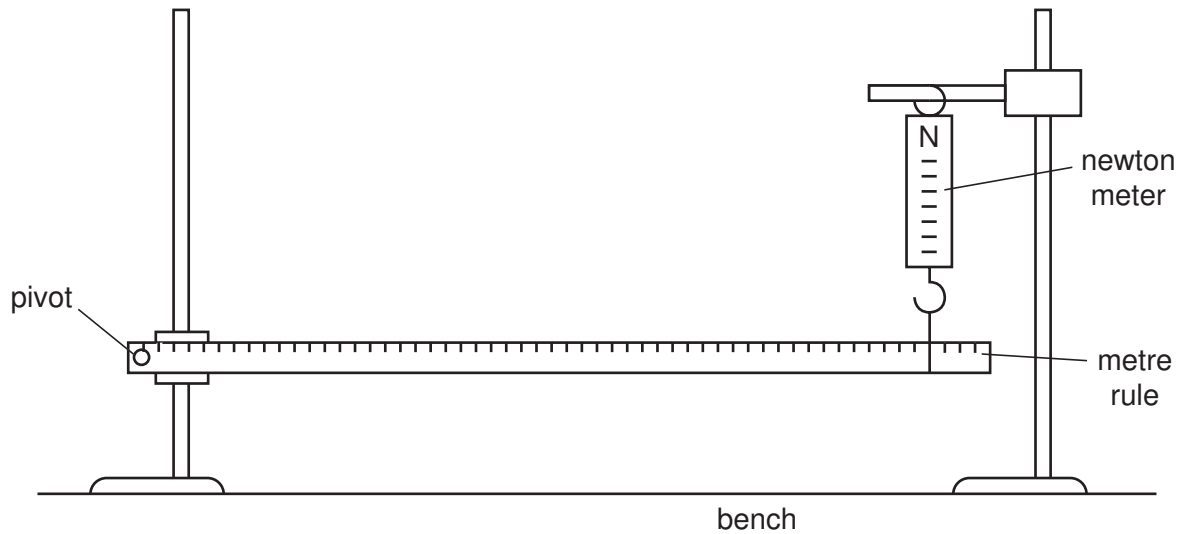


Fig. 3.1

You are provided with a metre rule supported at one end by a pivot through the 1.0 cm mark. The other end is supported by a newton meter hanging from a clamp.

- Adjust the position of the clamp supporting the newton meter so that the rule is supported at the 0.900 m mark and is horizontal. Describe how you checked that the metre rule was horizontal. You may draw a diagram if you wish.
- Record the force F shown on the newton meter. Also record the distance d (in m) from the pivot to the 0.900 m mark.
- Calculate and record the value of $\frac{1}{d}$.
- Adjust the position of the clamp supporting the newton meter so that the rule is supported at the 0.850 m mark and is horizontal. Check that the metre rule is horizontal.
- Record the force F shown on the newton meter and the distance d from the pivot to the 0.850 m mark. Calculate and record the value of $\frac{1}{d}$.
- Repeat steps (d) and (e) with the newton meter at the 0.800 m, 0.750 m and 0.700 m marks.
- Plot a graph of F/N (y -axis) against $\frac{1}{d} / \frac{1}{\text{m}}$ (x -axis).
- Determine the gradient G of the graph.
- Calculate the weight of the metre rule using the equation

$$W = \frac{G}{k},$$

where $k = 0.490 \text{ m}$.

- 4 In this experiment you are to investigate the refraction of light through a transparent block.

Record all your observations and answers on page 6 of the Answer Booklet. Carry out the following instructions referring to Fig. 4.1.

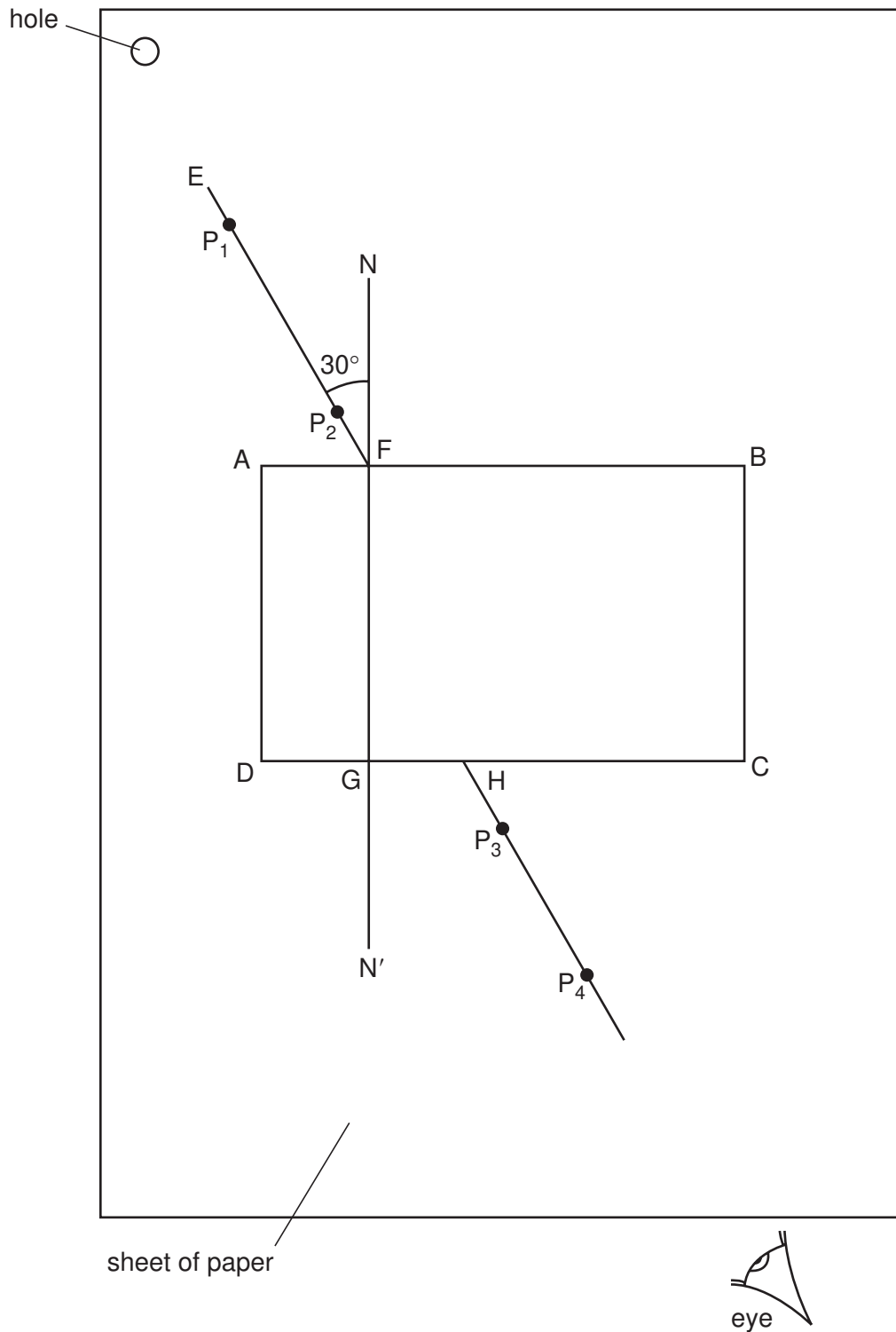


Fig. 4.1

- (a) Place the transparent block, largest face down, on the sheet of plain paper supplied. The block should be approximately in the middle of the paper. Draw the outline ABCD of the block .
- (b) Remove the block and draw the normal NN' to side AB so that the normal is 2.0 cm from A. Label the point G where NN' crosses DC.
- (c) Draw the line EF at an angle of 30° to the normal, as shown in Fig. 4.1.
- (d) Place the paper on the pin board.
- (e) Place two pins P₁ and P₂ on line EF as shown in Fig. 4.1.
- (f) Replace the block and observe the images of P₁ and P₂ through side CD of the block so that the images of P₁ and P₂ appear one behind the other. Place two pins P₃ and P₄ between your eye and the block so that P₃ and P₄ and the images of P₁ and P₂, seen through the block, appear one behind the other. Mark the positions of P₁, P₂, P₃ and P₄. Remove the block.
- (g) Draw a line joining the positions of P₃ and P₄. Continue the line until it meets CD. Label this point H.
- (h) Measure and record the length *a* of the line GH.
- (i) Draw the line HF.
- (j) Measure and record the length *b* of the line HF.
- (k) Extend the straight line EF within the outline of the block to a point I. The distance FI must be exactly equal to *b*.
- (l) From I draw a line that meets NN' at a right angle. Label this position J.
- (m) Measure and record the length *c* of the line IJ.
- (n) Calculate the refractive index *n* of the material of the block using the equation

$$n = \frac{c}{a} .$$

Tie your sheet of paper into your Answer Booklet opposite page 6.

BLANK PAGE

Permission to reproduce items where third-party owned material protected by copyright is included has been sought and cleared where possible. Every reasonable effort has been made by the publisher (UCLES) to trace copyright holders, but if any items requiring clearance have unwittingly been included, the publisher will be pleased to make amends at the earliest possible opportunity.

University of Cambridge International Examinations is part of the University of Cambridge Local Examinations Syndicate (UCLES), which is itself a department of the University of Cambridge.